

Have and Show Emotions

Research report



MALAYSIA

Scientific project management

Dr. Maya Götz

Implementation in Malaysia

Rolf Stehle,
Doris Chin-Mundt

Analysis and report

Judith Schwarz,
Simone Gruber,
Hannah Steinberg,
Monika Eder

Abstract

To gain a better understanding of their emotional experience and expression during everyday life and while watching television, 5,190 children and preteens from 17 countries were examined in a study. Moreover, it was of interest how the social expectations are assessed. The Malaysian sample comprised 421 questionnaires and induced the following results:

- In Malaysia as well as in other countries joy is the emotion most frequently experienced.
- Malaysian children are rarely sad or angry, but they often experience fear and are more envious in comparison with children from other countries.
- In comparison, Malaysian children are least proud.
- Malaysian girls show their feelings of fear, grief and envy more often than Malaysian boys.
- Feeling emotions like pride, envy and fear increases with age among Malaysian children.
- Younger children laugh more often and show their sadness more frequently than older children.
- Malaysian children demand emotional honesty from TV characters
- Compared with the children's own experience and expression of emotions, TV characters should openly display their emotions.
- Especially older children demand more emotions of TV characters.

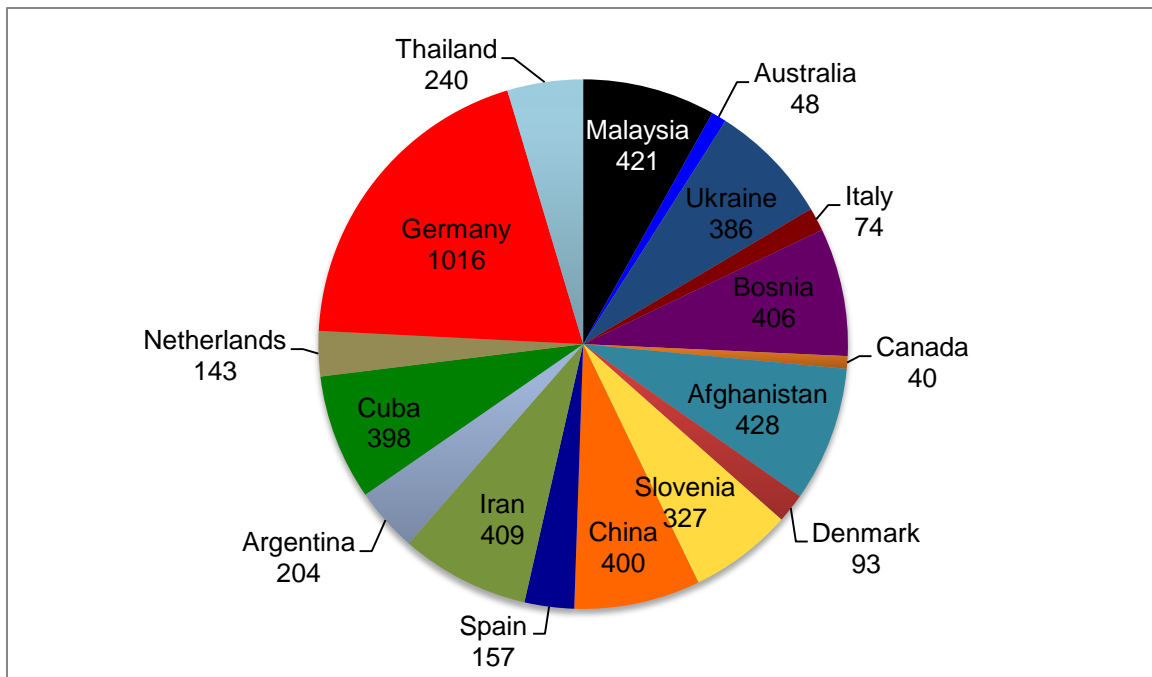
1. Objective and sample

The objective of the international study “Have and Show Emotions“ was to get a better understanding of children’s and preteens’ experience of emotions.

In cooperation with international colleagues, 5,190 children and preteens between 6 and 15 years of age were surveyed using the same questionnaire. The questionnaire centered on the children’s self-evaluation of the emotions they had recently experienced, how often they had felt certain emotions within the past seven days and to what extent they had shown these emotions to others.

In addition, respondents were asked to self-evaluate how their parents react to the demonstration of particular emotions, which emotions they feel while watching television, and to what extent they think TV characters should honestly show how they feel.

The central emotions were joy, fear, anger, sadness, pride and envy. The country-specific sample varied from n = 40 in Canada to n = 1,016 in Germany. In this regard, it is not possible to formulate representative statements for most of the countries. Only the results of the German sample can be considered as representative for the Federal Republic of Germany. Based on the wider age distribution, however, a greater reliability of the results can be expected in countries with more than 300 respondents.



III. 1: Distribution of the total sample by countries

In Malaysia, 421 children and preteens participated in the study with the amount of girls and boys evenly distributed across the age groups.

| Age category | Boys (n=207) | Girls (n=212) |
|---------------------------------|-----------------|------------------|
| 6 – 9 years (n=157) | 19% (n=78) | 19% (n=79) |
| 10 – 12 years (n=119) | 14% (n=59) | 14% (n=60) |
| 13 – 15 years (n=143) | 16% (n=75) | 18% (n=68) |

III. 2: Sampling distribution – Malaysia

2. Results¹

2.1 Emotion “joy”

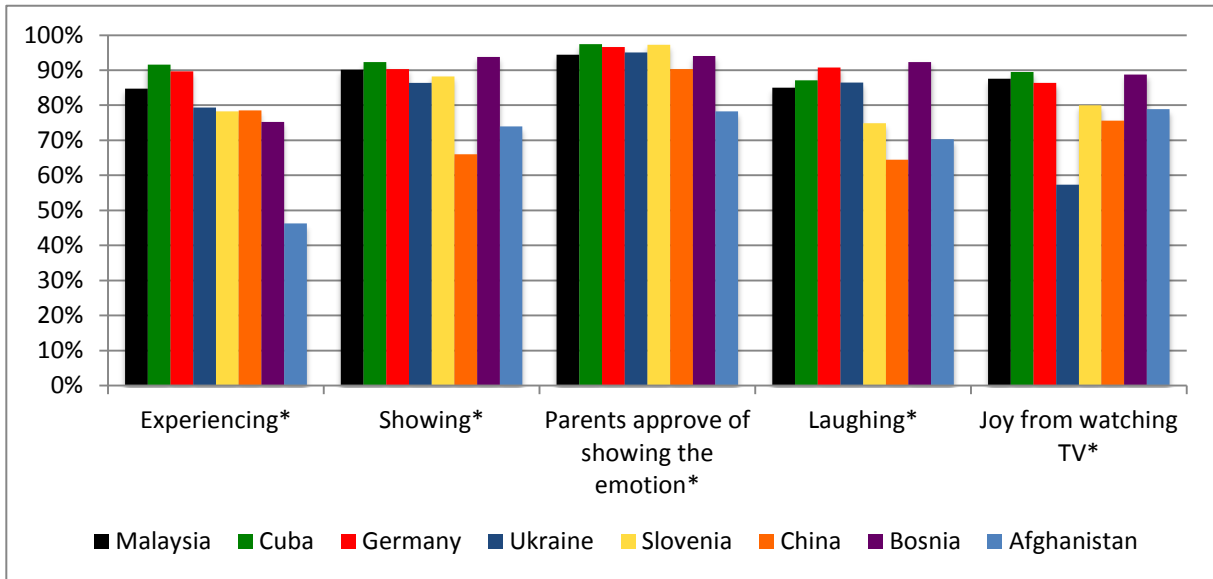
The first emphasis of the questionnaire was put on the emotion joy. All items in the questionnaire were rated on a 4-point Likert scale. Participating children and preteens were asked about their recent experiences of joy: “*How often did you feel really happy in the past 7 days?*” and “*Was there a moment when you really had to laugh out loud?*” We also wanted to know how they deal with their emotions. Thus we asked: “*How much did you show others that you feel really happy?*” As a next step the children were asked to self-evaluate how their parents would assess the expression of this emotion by answering the question: “*How do your parents like it when you show them that you feel really happy?*” In line with the research interest of the International Central Institute for Youth and Educational Television (IZI), the last question was: “*Are you getting really happy from time to time from something you see on TV?*”²

Malaysian children laugh a lot and are very joyful

With respect to the emotion joy, the international comparison shows that Malaysian children and preteens rank in the upper range in terms of all categories. This means that the Malaysian respondents often answer that they do experience and show joy. On top of that, the children assume that their parents would approve their expression of joy. Nearly 90% of the Malaysian children and preteens state that TV has triggered feelings of joy at least once.

¹ In the following, the results of the Malaysian sample will be analyzed in terms of an international country comparison as well as separated by gender and age. In each case the top-two items of the four-point Likert-Scale will be represented. Significant differences will be specified by using asterisks (*).

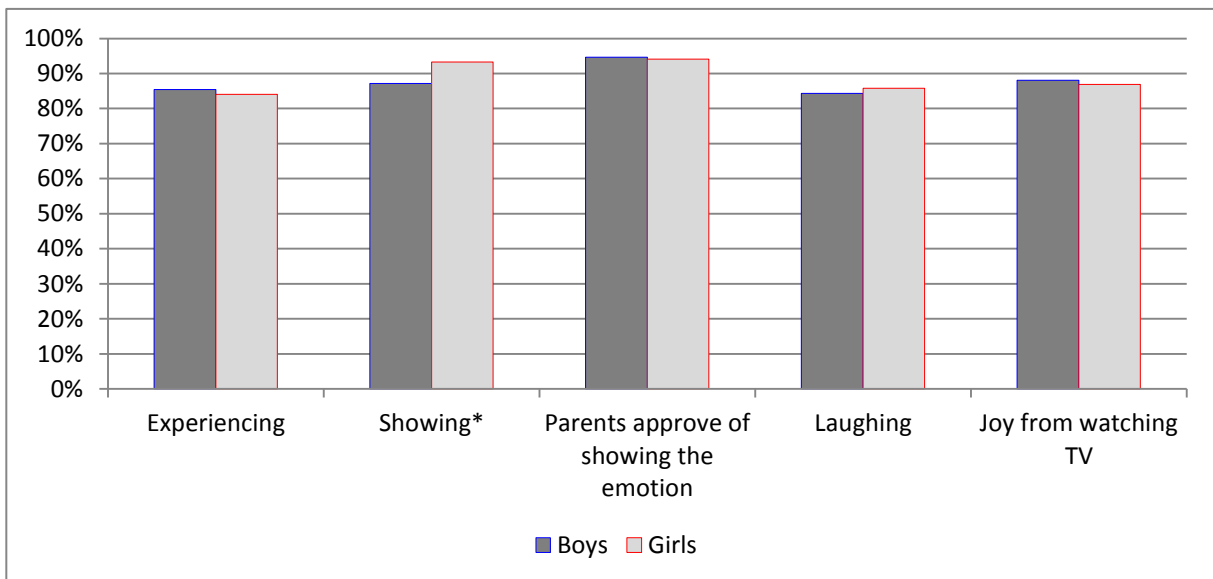
² The detailed questionnaire can be found in the appendix.



III. 3: Differences in terms of showing and experiencing the emotion “joy” by countries (n > 300) – agreement

Girls show more joy

A gender comparison reveals that by tendency girls express joy more frequently than boys. Yet regarding gender there are no further differences.

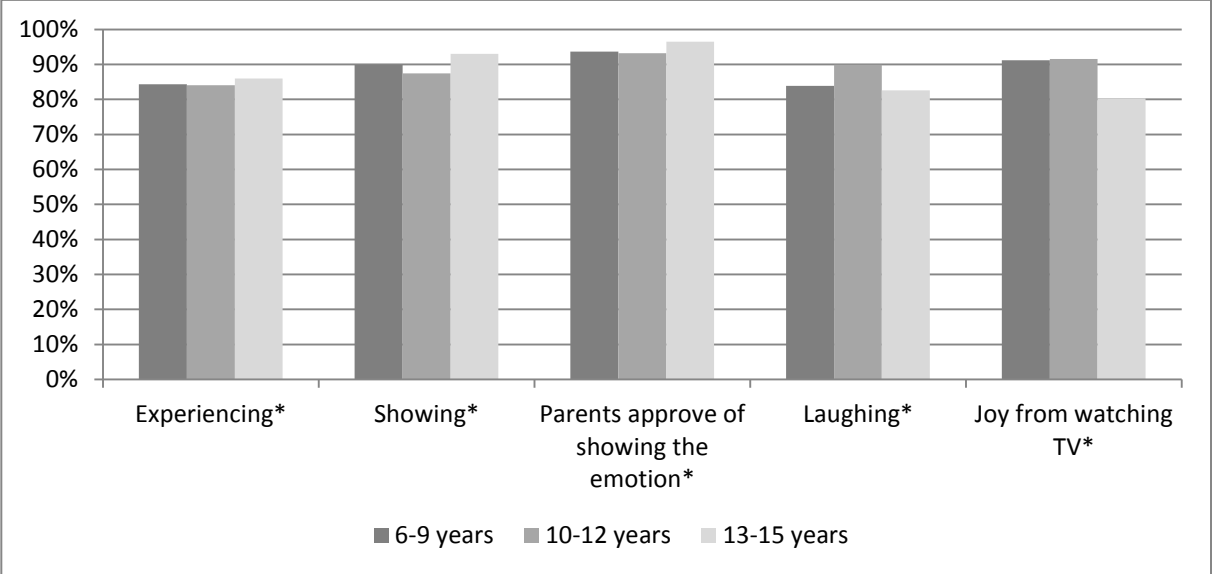


III. 4: Differences in terms of showing and experiencing the emotion “joy” by gender – agreement

Older children laugh less often

Age-differences become apparent significantly in the category “laughing” as well as in the emotional experiences triggered by TV. 90% of all 10- to 12-year-olds state having laughed out loud at least once in the past seven days. Among the 13- to 15-year-olds, by contrast, only 82% laughed out loud in the previous week. Additionally,

only about 80% of the respondents in the 13 to 15 age group stated that past TV experiences had triggered feelings of joy, whereas TV caused much more fun in the other age categories.



Ill. 5: Differences in terms of experiencing and showing the emotion “joy“ by age – agreement

2.2 Emotion “fear”

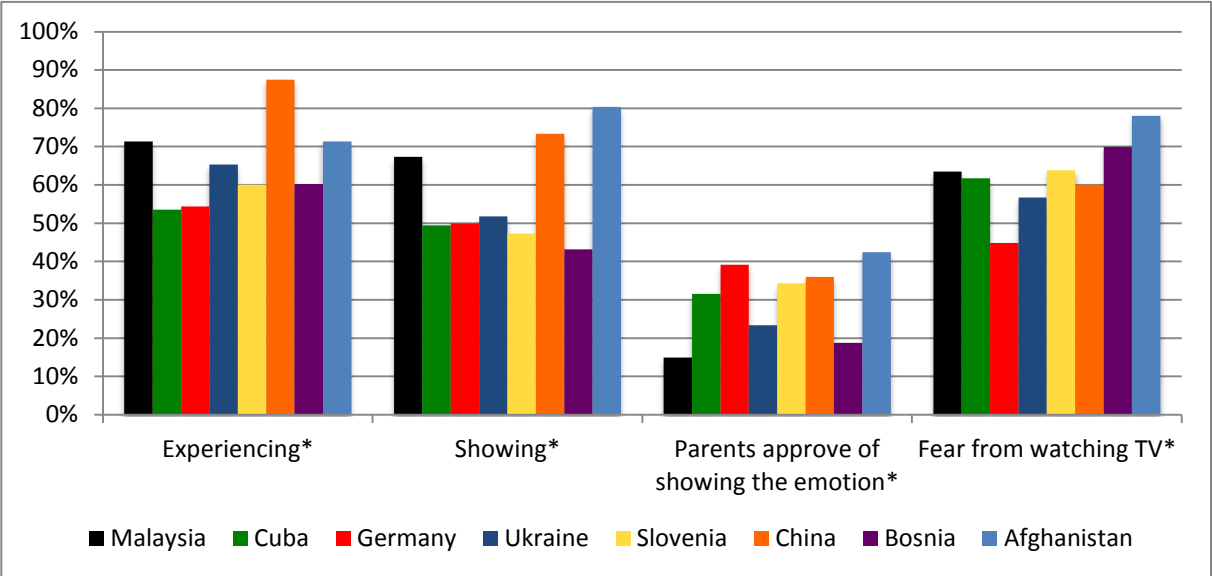
The next set of questions focused on the emotion fear. All items in the questionnaire were rated on a 4-point Likert scale. Participating children and preteens were asked about their recent experiences of fear: “How often did you feel anxious in the past 7 days?” We also wanted to know how they deal with their emotions. Thus we asked: “How much did you show others that you feel anxious?” As a next step the children were asked to self-evaluate how their parents would assess the expression of this emotion by answering the question: “How do your parents like it when you show them that you feel anxious?” The last questions were: “Are you getting anxious from time to time from something you see on TV?” We also wanted to know whether there are consequences to anxiousness while watching TV asking “Do you sometimes get nightmares from something you saw on TV?”

Malaysian children often experience fear

The country-comparison reveals that the Malaysian children experience fear more frequently than the respondents of the other countries³. Only China attains higher results in this category. In contrast to the emotion “joy”, the Malaysian respondents

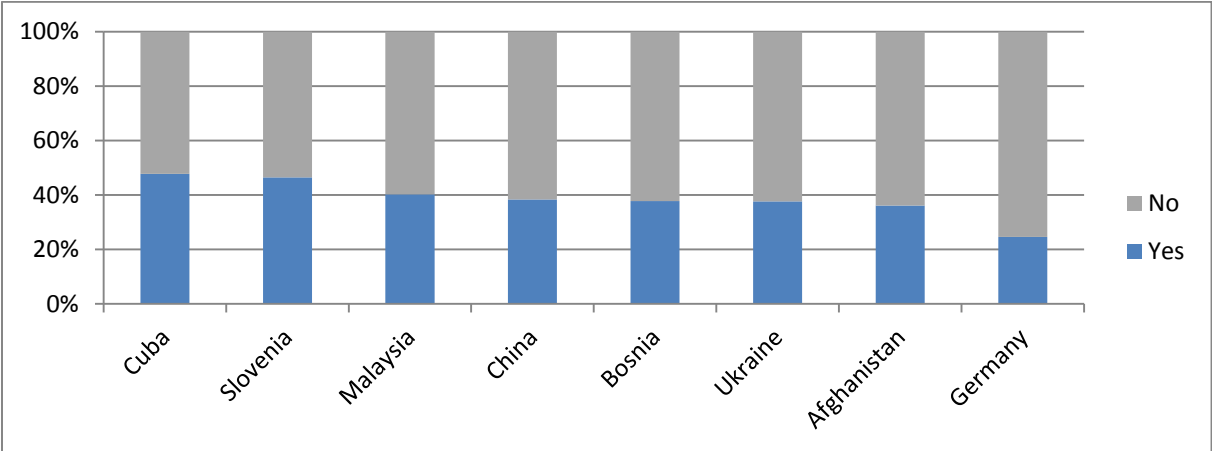
³ Only the evaluation of fear uses the top-three items of the four-point Likert-Scale.

show their fear less frequently than they do actually experience it. Only a small percentage of children think that their parents would approve the expression of this emotion. On top of that, almost two-thirds of the Malaysian respondents have already experienced fear as a consequence of watching TV.



III. 6: Differences in terms of experiencing and showing the emotion “fear” by countries (n > 300) – agreement

Beyond that, four out of ten children state that they had a nightmare from watching something on TV at least once. With this result, Malaysia ranks on third place in the international comparison. 168 children and preteens answered the question which show or movie made them feel anxious. In this context *The Conjuring* (n=30) was most often mentioned followed by the movies *Insidious* (n=16), *Ghost Story* (n=12), and *A Haunted House / The Ring* (each n=6).⁴

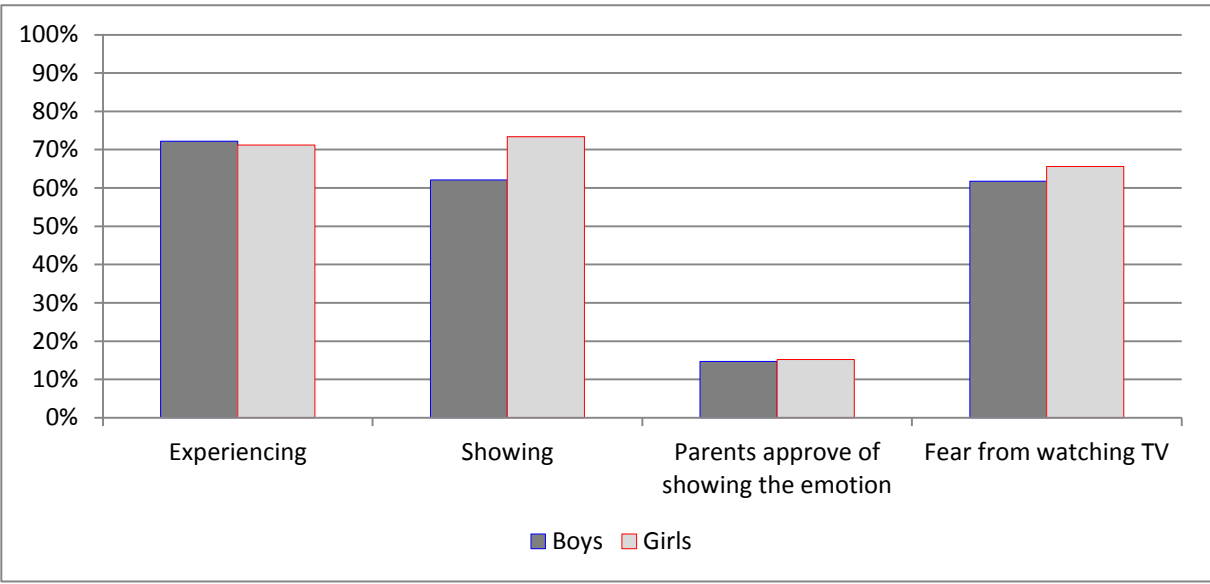


III. 7: Overview of “Nightmares from watching TV”

⁴ Some children wrote down more than one show/movie. But for the analysis only the first mention was taken into account.

Girls show fear more often

The gender comparison reveals that boys experience fear as often as girls. Boys, however, show their fear less often than girls. Girls experience fear from watching TV marginal more frequently than boys.

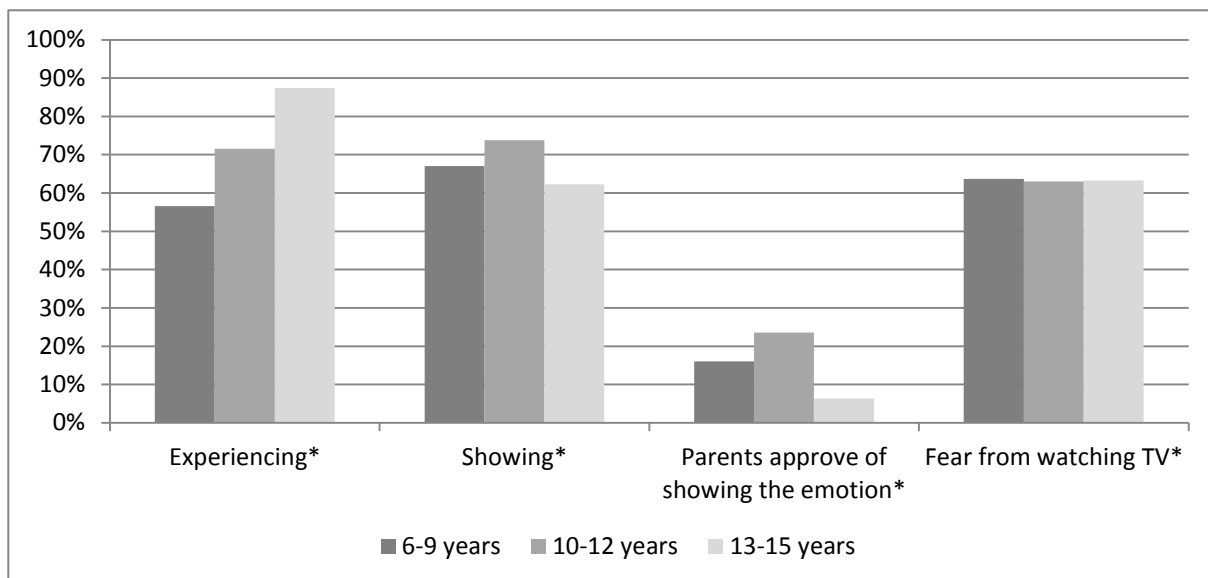


III. 8: Differences in terms of experiencing and showing the emotion “fear“ by gender – agreement

Feelings of fear increase with advancing age

The analysis of the single age groups reveals differences in terms of experiencing and showing fear. In particular the 13- to 15-year-olds state that they often experience fear whereas the youngest respondents feel fear less often.

However, there are less differences with respect to the expression of this emotion – and older respondents show fear even less often than the younger ones. In all three age groups about 60% of the respondents refer to feelings of fear caused by watching TV.



III. 9: Differences in terms of experiencing and showing the emotion “fear“ by age – agreement

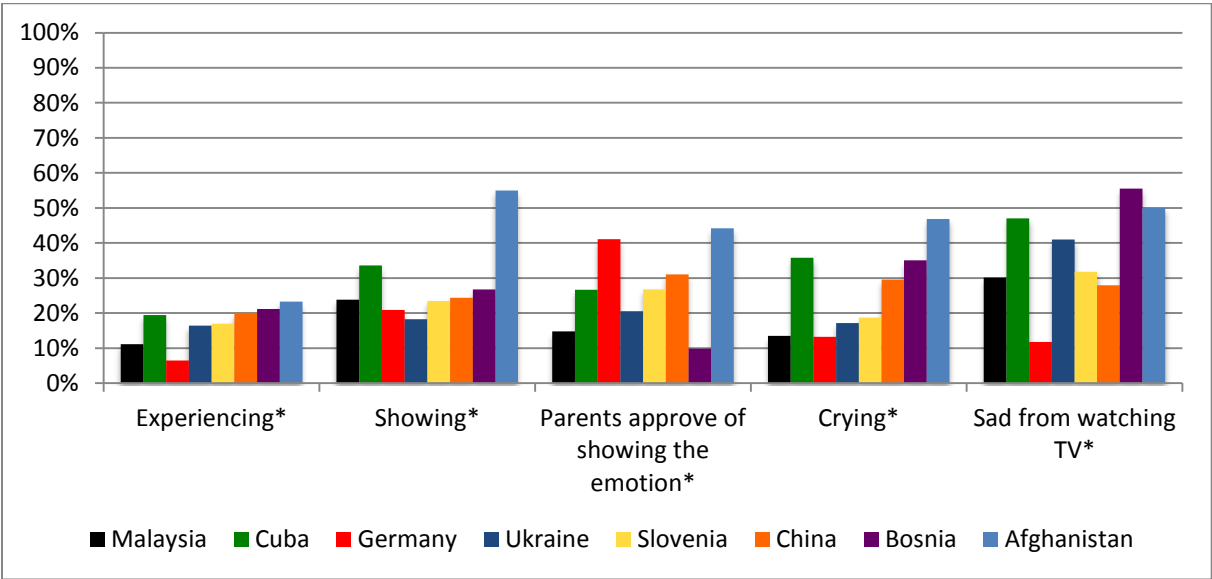
2.3 Emotion “sadness”

This section dealt with recent experiences of sadness: “*How often did you feel really sad in the past 7 days?*” and “*Did you have to cry in the last 7 days?*” Additionally we wanted to know the reasons for crying by offering the categories *pain, anger, sorrow, fun, and fear* as answer options. We also wanted to know how they would show their sadness. Thus we asked: “*How much did you show others that you feel really sad?*” As a next step the children were asked to self-evaluate how their parents would assess the expression of this emotion by answering the question: “*How do your parents like it when you show them that you feel really sad?*” In line with the research interest of the International Central Institute for Youth and Educational Television (IZI) we asked: “*Are you getting really sad from time to time from something you see on TV?*” Again all items in the questionnaire were rated on a 4-point Likert scale, except the additional question for this section

Malaysian children are seldom sad and cry rarely

The international comparison demonstrates that Malaysian children and preteens experience sadness less often than the respondents from other countries. The willingness to show this emotion to others, however, ranks in the upper mid-range, although the Malaysian children and preteens assume that the expression of sadness is not approved by their parents. This may be a reason why just over 10% of the Malaysian respondents state that they had cried in the past seven days. No other

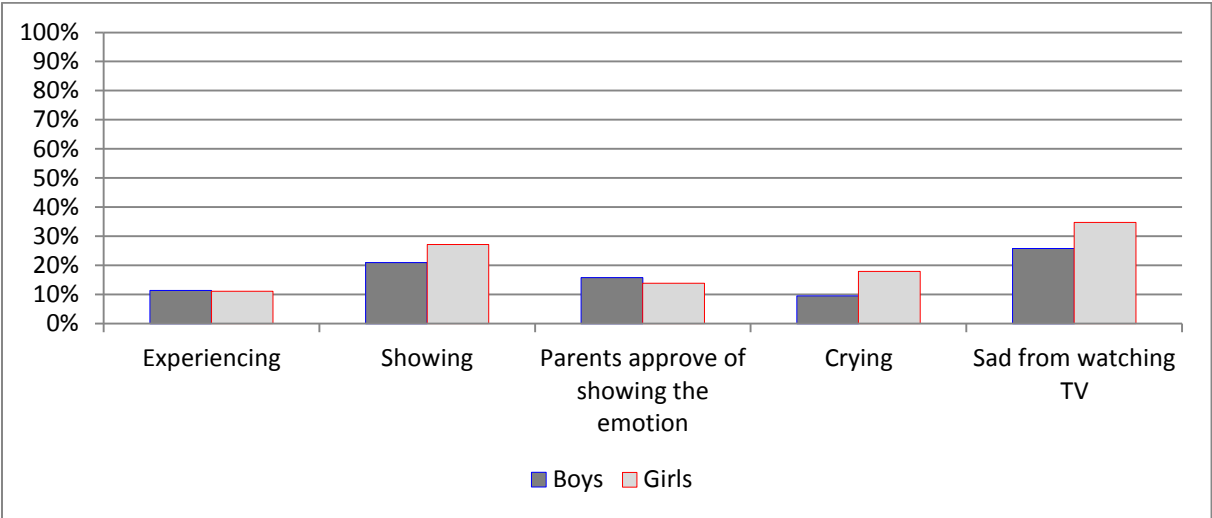
country has similar low results. In this context, Malaysian respondents name mostly fear as reason for this emotional outburst, followed by joy and pain.



III. 10: Differences in terms of experiencing and showing the emotion “sadness” by countries (n > 300) – agreement

Girls cry and show grief more often

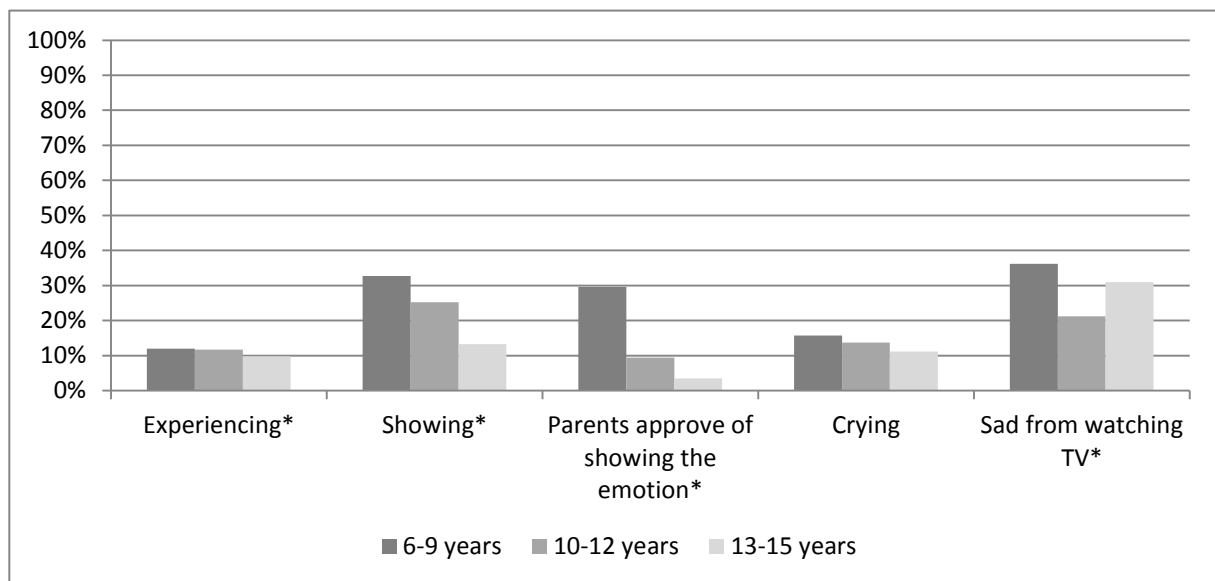
The gender comparison reveals that girls show their feelings of sadness more often and cry more often than boys. The reasons why girls cry are feelings of grief and anger whereas boys cry because of joy and grief. Interestingly, there is no gender difference with respect to the frequency of experiencing sadness. Yet girls assume more often than boys that their parents would approve the expression of this emotion. Moreover, previous TV events triggered feelings of sadness more often among girls than among boys.



III. 11: Differences in terms of experiencing and showing the emotion “sadness” by gender – agreement

Younger children show sadness more often

The age comparison reveals that the willingness to show grief decreases with advancing age, although the respondents of all age groups experience sadness with almost equal frequency. With increasing age the children’s agreement that their parents would approve the expression of this emotion decreases. Beyond that, the 6- to 9-year-olds in particular refer to emotionally charged TV events more often than respondents of other age groups.



Ill. 12: Differences in terms of experiencing and showing the emotion “sadness” by age – agreement

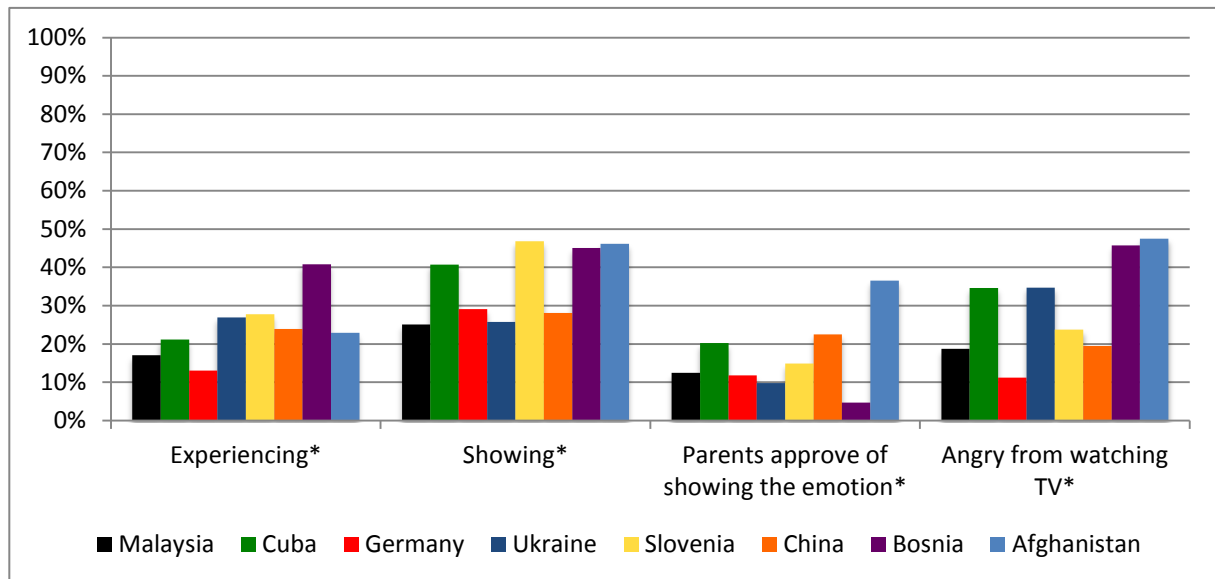
2.4 Emotion “anger”

The next set of questions dealt with anger. We wanted to know more about the recent experiences of the participants: “*How often did you feel really angry in the past 7 days?*” We also wanted to know how to what extent they showed their anger. Thus we asked: “*How much did you show others that you feel really angry?*” As a next step the children were asked to self-evaluate how their parents would assess the expression of this emotion by answering the question: “*How do your parents like it when you show them that you feel really angry?*”. In line with the research interest of the International Central Institute for Youth and Educational Television (IZI) we asked: “*Are you getting really angry from time to time from something you see on TV?*”

Malaysian children experience anger rather rarely

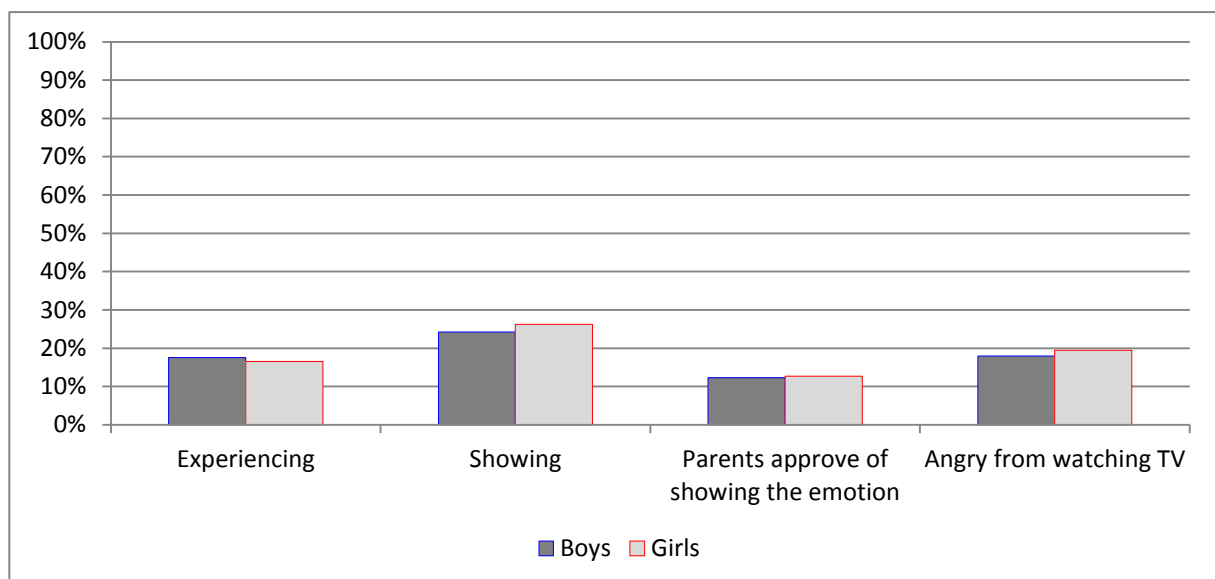
Similar to the emotion “sadness”, the Malaysian children and preteens experience anger less often than the respondents from other countries.

This applies also to the expression of the emotion where the Malaysian participants rank in lower mid-range. The parents’ approval of showing this emotion is considered very low.



III. 13: Differences in terms of experiencing and showing the emotion “anger“ by countries (n > 300) – agreement

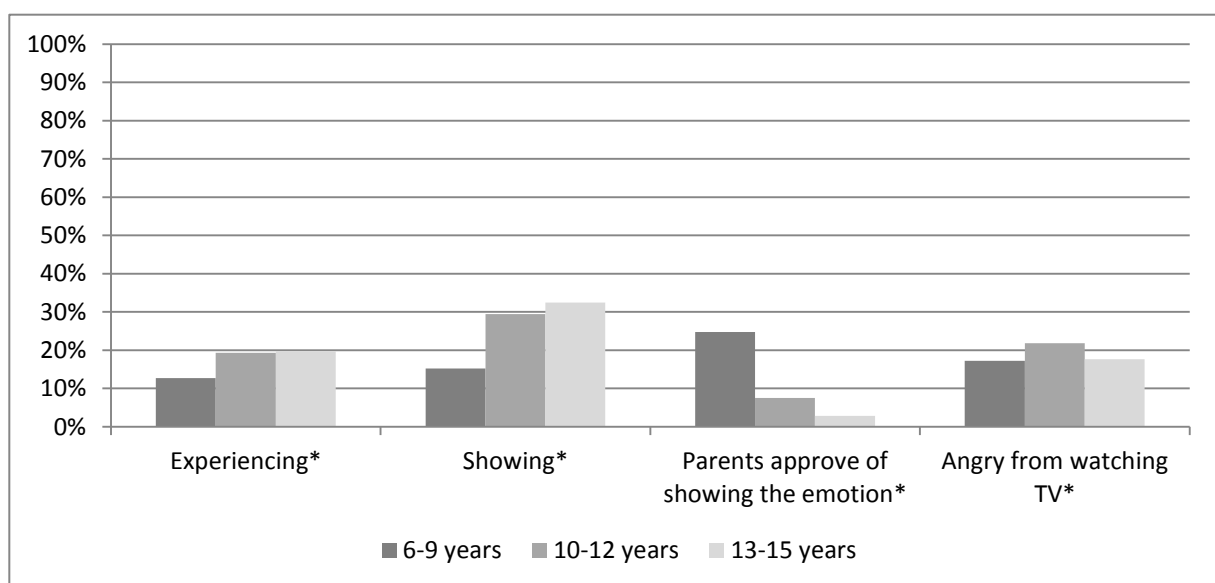
The gender comparison does not reveal any difference in terms of experience and expression of anger.



III. 14: Differences in terms of experiencing and showing the emotion “anger“ by gender– agreement

Younger children hardly experience anger

The age comparison shows that older respondents experience and express anger more often than younger ones, although older children and preteens consider their parents' approval of showing this emotion to be very low. One reason may be the growing awareness of the negative connotation of this emotion and the required control of feelings of anger.



Ill. 15: Differences in terms of experiencing and showing the emotion "anger" by age-agreement

2.5 Emotion "pride"

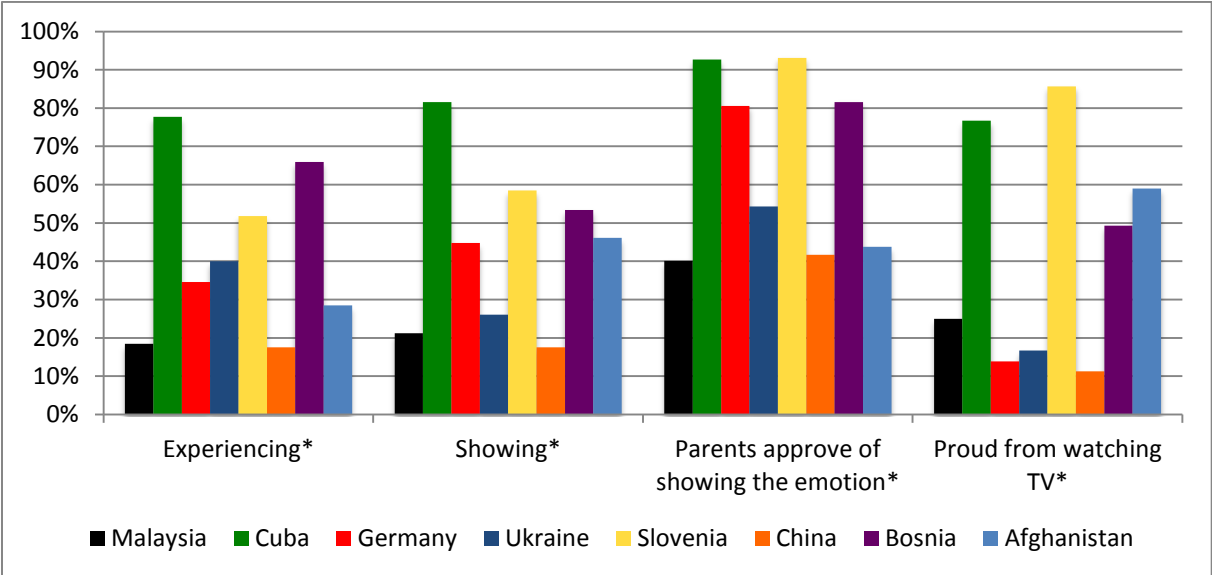
The next set of questions focused on the emotion pride. All items in the questionnaire were rated on a 4-point Likert scale. Participating children and preteens were asked about their recent experiences of pride: "How often did you feel really proud in the past 7 days?" We also wanted to know how they deal with their emotions. Thus we asked: "How much did you show others that you feel really proud?" As a next step the children were asked to self-evaluate how their parents would assess the expression of this emotion by answering the question: "How do your parents like it when you show them that you feel really proud?" In line with the research interest of the International Central Institute for Youth and Educational Television (IZI) we asked: "Are you getting really proud of yourself from time to time from something you see on TV?". "What were you proud of?" was the last question of this section. With

this open question we wanted to learn more about the children’s reasons for feeling pride.

Malaysian children are the least proud

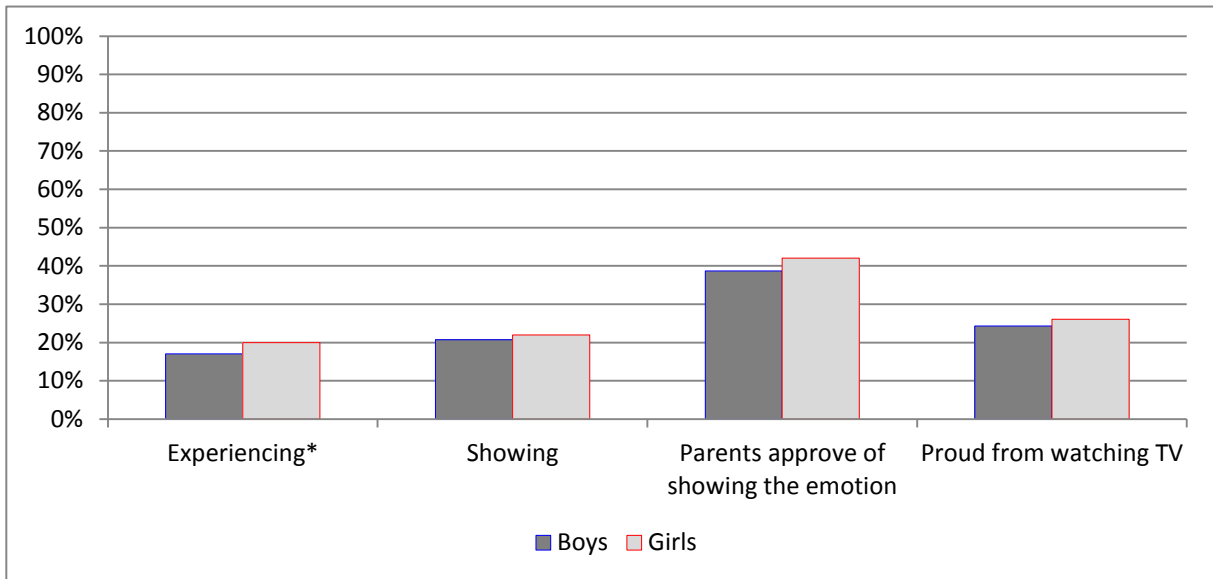
Regarding the frequency of experiencing pride, Malaysian children and preteens rank below the international average. While only about 20% of the Malaysian respondents experience this emotion often or permanently, almost 80% of the Cuban respondents and almost 70% of the Bosnian participants report about having experienced this emotion.

If the Malaysian participants, however, experience pride, the emotion is related to their abilities, their own character or their family. The country comparison also reveals that Malaysian children and preteens show their pride in the way they experience it, but they still do so significantly less often than the respondents from the other countries. On top of that, only 40% of the Malaysian participants state that their parents would approve or very much approve of them showing this emotion. In Cuba and Slovenia, by contrast, 90% of the respondents agree with this statement.



III. 16: Differences in terms of experiencing and showing the emotion “pride“ by countries (n > 300) – agreement

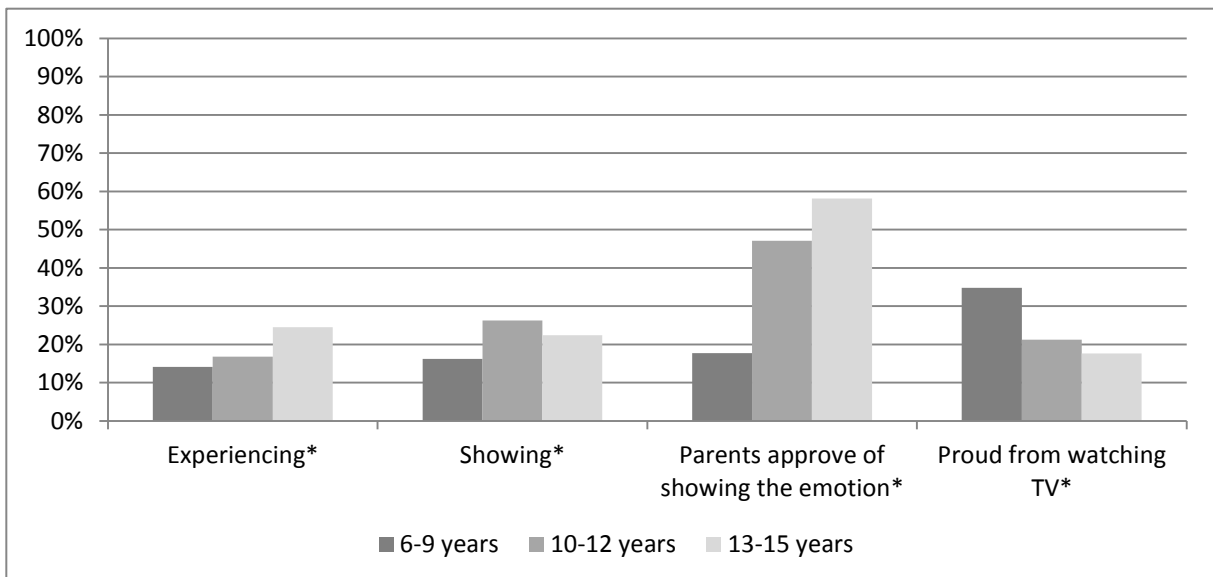
There are no significant gender differences with regard to the emotion “pride”.



III. 17: Differences in terms of experiencing and showing the emotion “pride” by gender – agreement

Pride: an emotion for the older ones

Comparing the age groups we can see that with advancing age pride is experienced more frequently and also shown more often. Furthermore, the older the respondents get the higher is their faith that their parents would approve their expressions of feeling pride. The experience of pride triggered by TV events, by contrast, decreases with advancing age.



III. 18: Differences in terms of experiencing and showing the emotion “pride” by age – agreement

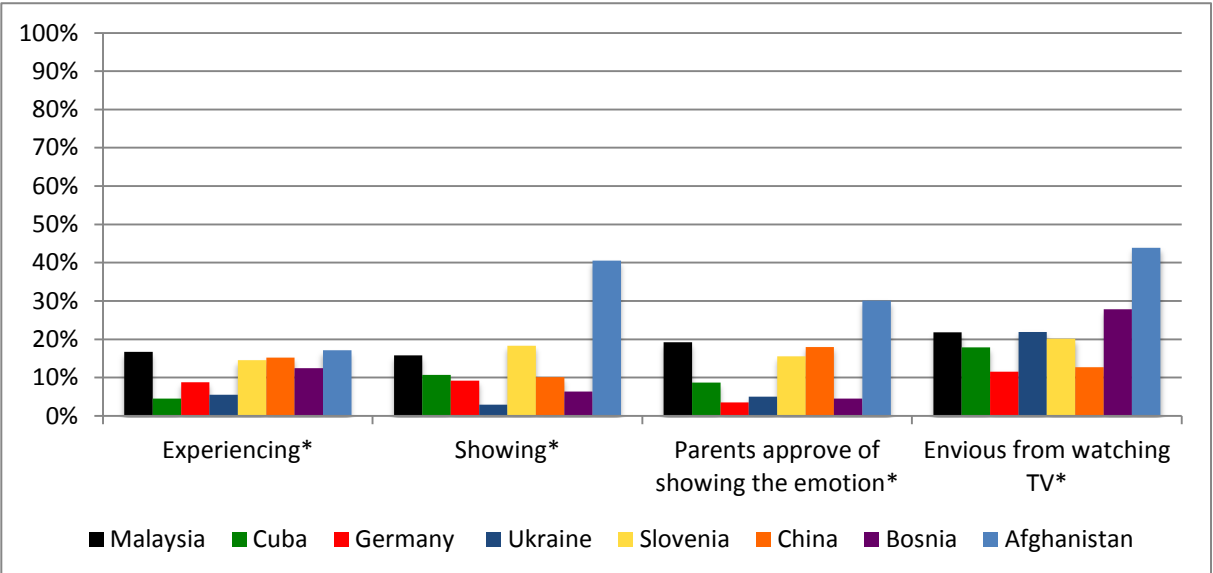
2.6 Emotion “envy”

The last set of questions focused on the children’s emotion envy. All items in the questionnaire were rated on a 4-point Likert scale. Participating children and

preteens were asked about their recent experiences of envy: “How often did you feel really envious of others in the past 7 days?” We also wanted to know how they deal with their emotions. Thus we asked: “How much did you show others that you feel really envious of others?” As a next step the children were asked to self-evaluate how their parents would assess the expression of this emotion by answering the question: “How do your parents like it when you show them that you feel really envious of others?” In line with the research interest of the International Central Institute for Youth and Educational Television (IZI) we asked: “Are you getting really envious of others from time to time from something you see on TV?”. “What did you envy?” was the last question in this section. With this open question we wanted to get answers about the children’s reasons for feeling envious.

Malaysian children are more often envious

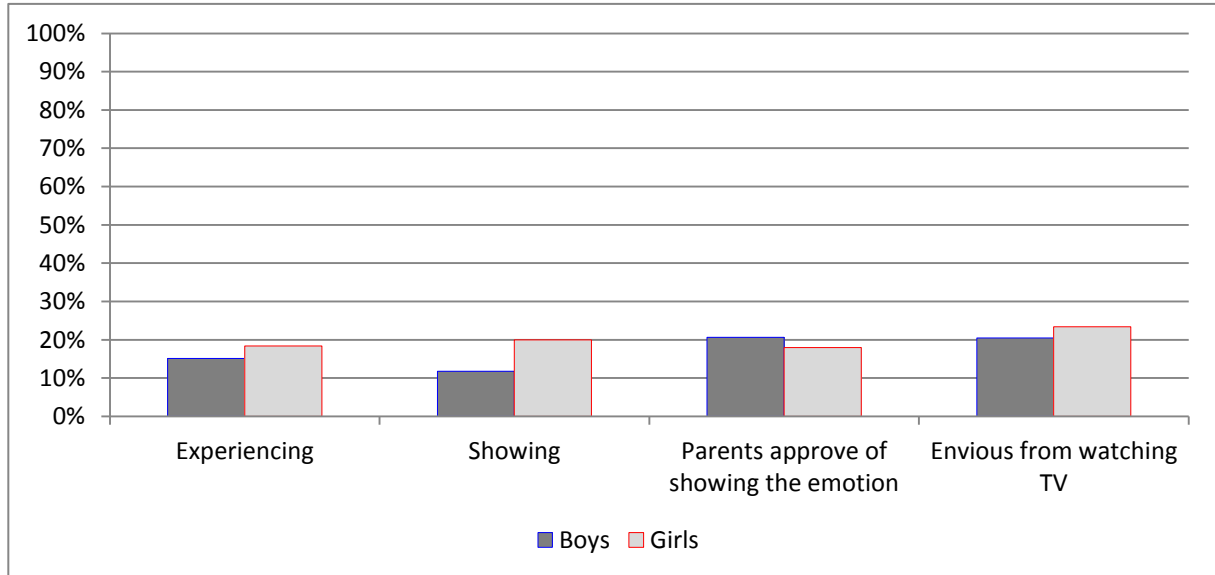
The international country comparison reveals that Malaysian children and preteens experience to a certain extent envy more often than the respondents of other countries. Regarding the frequency of showing envy, the Malaysian participants also rank in the upper mid-range, only Afghanistan and Slovenia have higher results. Malaysian children especially envy other people’s abilities, things or people on TV, and material possessions.



III. 19: Differences in terms of experiencing and showing the emotion “envy“ by country (n > 300) – agreement

Girls experience and show envy more often

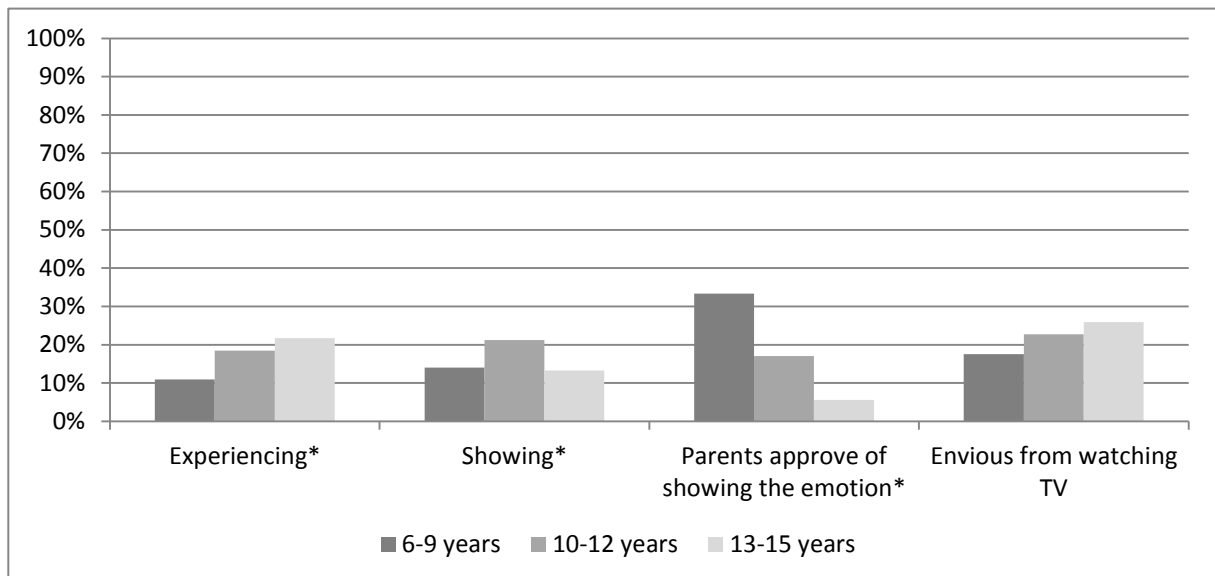
The gender comparison reveals that girls experience feelings of envy more often than boys and show this emotion more frequently.



III. 20: Differences in terms of experiencing and showing the emotion “envy” by gender – agreement

Envy increases with advancing age

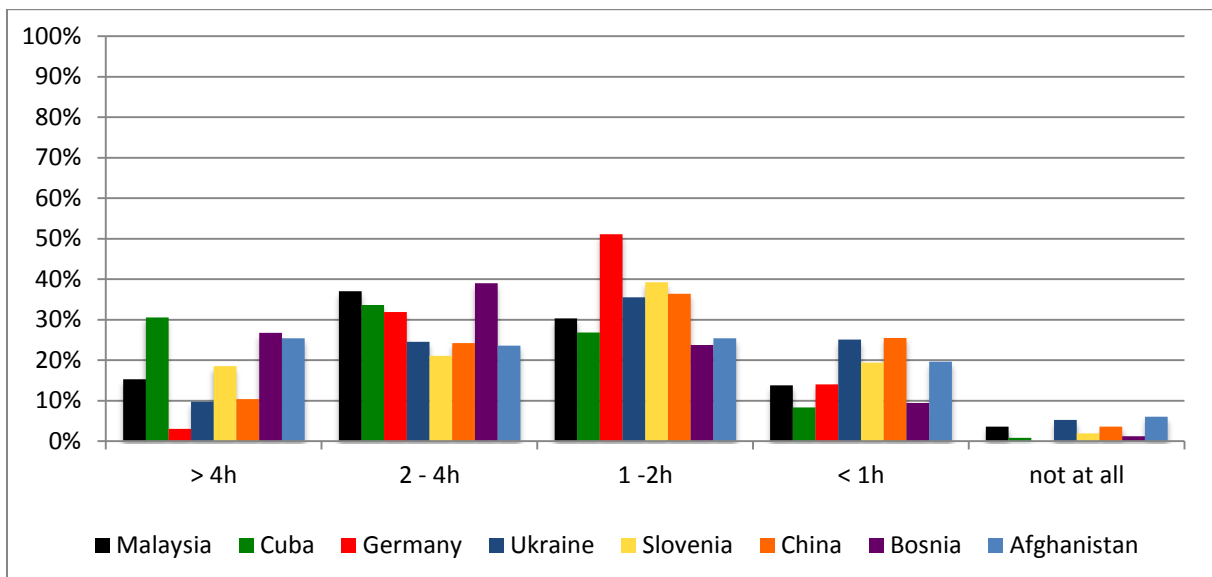
The age comparison reveals that feelings of envy are more frequently stated by the older participants than by the younger ones. With advancing age the assumption that the parents would accept showing feelings of envy decreases.



III. 21: Differences in terms of experiencing and showing the emotion “envy” by age – agreement

2.7 TV viewing behavior and emotions on TV

The last part of the questionnaire focused on TV viewing behavior. First we wanted to know how often children and preteens of different countries watch TV. Thus we asked: “*How often do you watch TV?*”; and offered the following answer options: *daily, several times a week, once a week, rarely, or not at all*. About half of the Malaysian children and preteens state that they watch TV every day. In the next step we wanted to learn more about their daily viewing behavior. Thus we asked: “*How many hours per day do you watch TV?*” and offered the following answer options: *more than 4 hours, 2 to 4 hours, 1 to 2 hours, less than 1 hour, and not at all*. The major part of the Malaysian sample spends two to four hours a day in front of the TV. Therewith, Malaysia ranks in the mid-range.



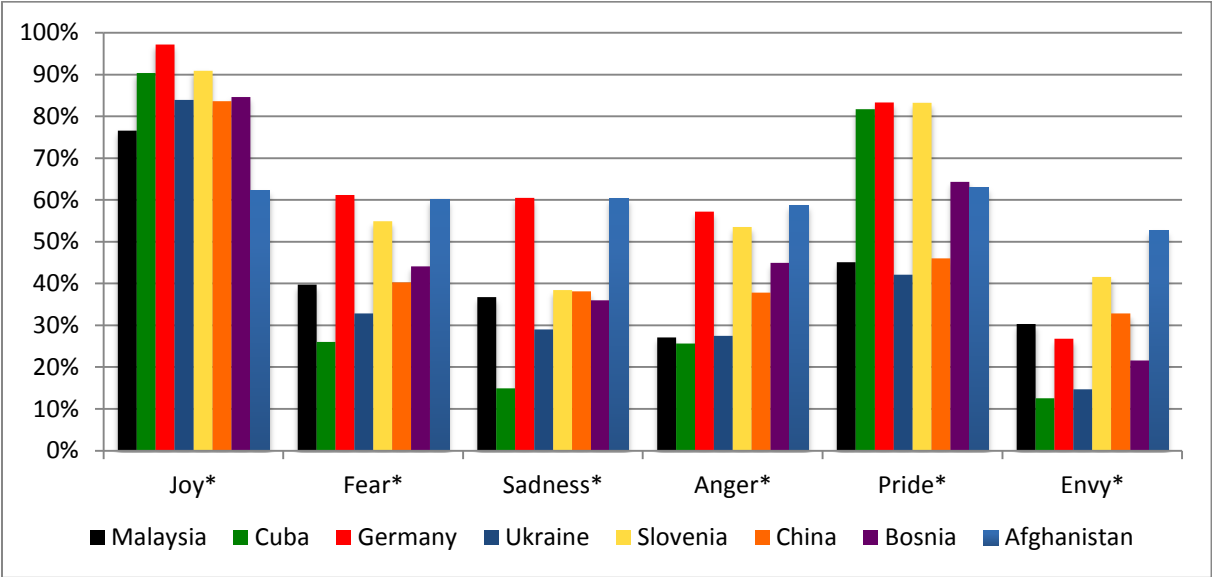
III. 22: Daily viewing time by country (n > 300)

TV characters should show their emotions

The last part of the questionnaire dealt with TV characters showing emotions. The children were asked: “*How do you like it when the characters show honestly that they feel really happy?*” The same question was asked with respect to the other emotions: fear, sadness, anger, pride and envy. Again all items were rated on a 4-point Likert scale.

Joy is the emotion which the respondents in Malaysia and in other countries of the international comparison wish to experience through TV characters. Second ranks the wish to experience pride, followed by the emotions fear and sadness. Despite

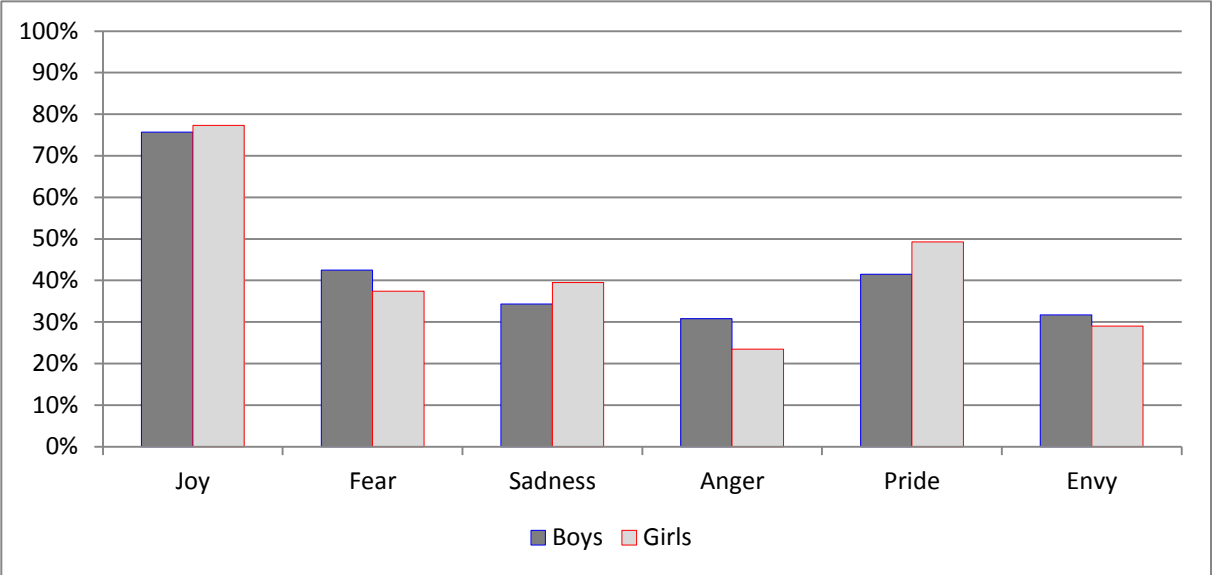
marked differences in levels between the countries, this ranking is similar to other countries like Germany, Ukraine or Bosnia.



III. 23: TV characters and emotions by country (n > 300) – agreement

Boys want to see fear and anger

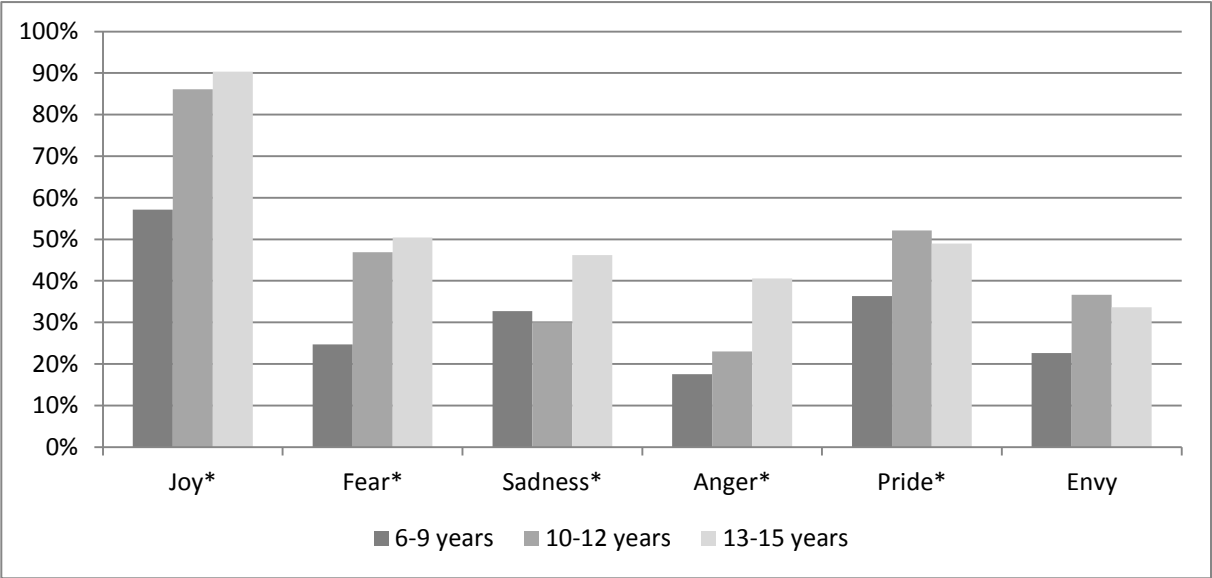
The gender comparison reveals that girls prefer the depiction of sadness and pride by the characters in their favorite TV shows whereas boys like to see fear and anger.



III. 24: TV characters and emotions by gender – agreement

Older children want TV characters to show more emotions

The comparison of different age groups reveals that with advancing age the children wish to see TV characters who show their emotions openly. Among the 6- to 9-year-olds every second child wants the TV characters to depict joy, among the 13- to 15-year-olds this number increases to 90%.



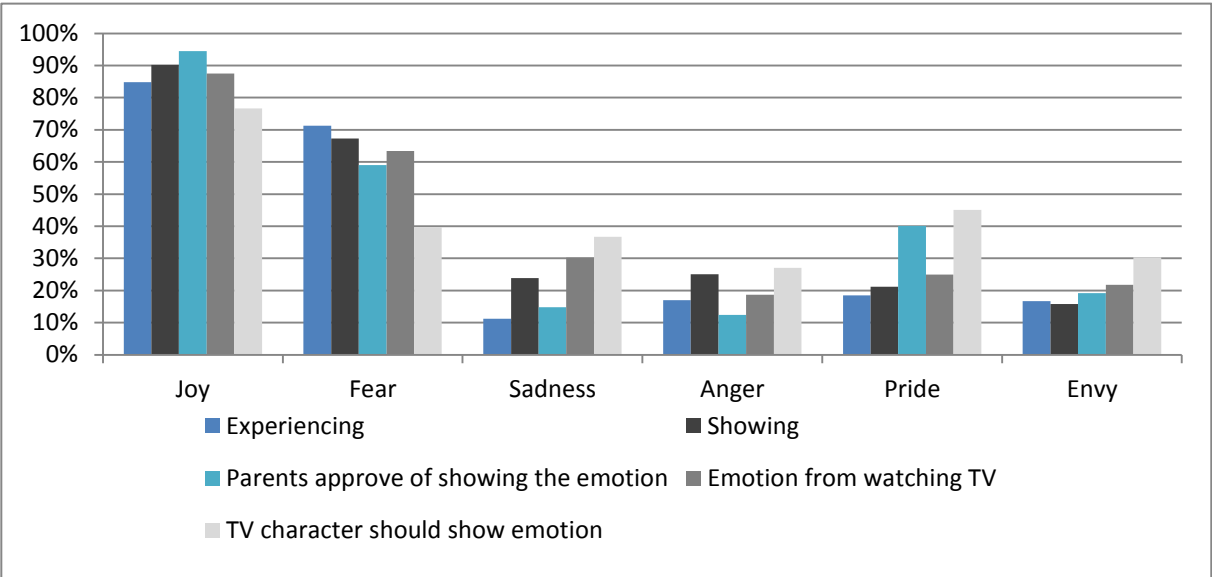
III. 25: TV characters and emotions by age – agreement

3. Summary

5,190 children and preteens from 17 countries were surveyed with the aim of getting a better understanding of how emotions are experienced and shown in everyday life and while watching TV. The focus was on the emotions joy, fear, anger, sadness, pride and envy. The Malaysian sample comprised 421 questionnaires with boys and girls evenly distributed.

The results showed that joy is the emotion most frequently experienced by Malaysian children and preteens. This emotion is also among the emotions most frequently experienced by the respondents from other countries. Fear is the second most frequent emotion felt by children in Malaysia. The country comparison also revealed that Malaysian children experience problematic emotions like sadness or anger less often than the participants from other countries. Beyond that, they were scarcely proud of themselves. With respect to the expression of emotions, the Malaysian sample demonstrated that girls have a higher willingness than boys to show fear, sadness or envy.

For Malaysian children and preteens, TV is related to a feeling of joy. Yet they also experience that TV can cause fear. Four out of 10 children from Malaysia can refer to a nightmare caused by a past TV event. In addition, Malaysian participants by tendency wish that their TV characters would show more emotions than they themselves experience or express. This wish increases with advancing age.



III. 26: Overview of „Having and Showing Emotions“ – Malaysia

Questionnaire on the experience with and showing of emotions

On the following pages we will ask you questions about certain feelings and about TV. Please consider carefully how often you experience certain feelings. No matter if at home, at school or in dealing with parents and friends – the important thing is that you are honest!

Let's talk about you first: I am a girl a boy and I am _____ years old.

Happiness

How often did you feel really happy in the past 7 days?

| | | | |
|-----------------------|-----------------------|-----------------------|-----------------------|
| Never | rather rarely | fairly often | permanently |
| <input type="radio"/> | <input type="radio"/> | <input type="radio"/> | <input type="radio"/> |

How much did you show others that you feel really happy?

| | | | |
|-----------------------|-----------------------|-----------------------|-----------------------|
| Not at all | scarcely | a little bit | very much |
| <input type="radio"/> | <input type="radio"/> | <input type="radio"/> | <input type="radio"/> |

How do your parents like it that you show them when you feel really happy?

| | | | |
|-----------------------|-----------------------|-----------------------|-----------------------|
| Don't like it at all | rather don't like it | rather like it | like it very |
| <input type="radio"/> | <input type="radio"/> | <input type="radio"/> | <input type="radio"/> |

Please think of the past 7 days: Was there a moment when you really had to laugh out loud?

| | | | |
|-----------------------|-----------------------|-----------------------|-----------------------|
| Not at all | scarcely | a little bit | very much |
| <input type="radio"/> | <input type="radio"/> | <input type="radio"/> | <input type="radio"/> |

Are you getting really happy from time to time from something you see on TV?

| | | | |
|-----------------------|-----------------------|-----------------------|-----------------------|
| Not at all | scarcely | a little bit | very much |
| <input type="radio"/> | <input type="radio"/> | <input type="radio"/> | <input type="radio"/> |

Fear

How often did you feel anxious in the past 7 days?

| | | | |
|-----------------------|-----------------------|-----------------------|-----------------------|
| Never | rather rarely | fairly often | permanently |
| <input type="radio"/> | <input type="radio"/> | <input type="radio"/> | <input type="radio"/> |

How much did you show others that you feel anxious?

| | | | |
|-----------------------|-----------------------|-----------------------|-----------------------|
| Not at all | scarcely | a little bit | very much |
| <input type="radio"/> | <input type="radio"/> | <input type="radio"/> | <input type="radio"/> |

How do your parents like it that you show them when you feel anxious?

| | | | |
|-----------------------|-----------------------|-----------------------|-----------------------|
| Don't like it at all | rather don't like it | rather like it | like it very much |
| <input type="radio"/> | <input type="radio"/> | <input type="radio"/> | <input type="radio"/> |

Are you getting anxious from time to time from something you see on TV?

| | | | |
|-----------------------|-----------------------|-----------------------|-----------------------|
| Not at all | scarcely | a little bit | very much |
| <input type="radio"/> | <input type="radio"/> | <input type="radio"/> | <input type="radio"/> |

Which show or movie made you feel anxious?

Title: _____

Do you sometimes get nightmares from something you saw on TV?

Yes No

Sadness

How often did you feel really sad in the past 7 days?

| | | | |
|-----------------------|-----------------------|-----------------------|-----------------------|
| Never | rather rarely | fairly often | permanently |
| <input type="radio"/> | <input type="radio"/> | <input type="radio"/> | <input type="radio"/> |

How much did you show others that you feel really sad?

| | | | |
|-----------------------|-----------------------|-----------------------|-----------------------|
| Not at all | scarcely | a little bit | very much |
| <input type="radio"/> | <input type="radio"/> | <input type="radio"/> | <input type="radio"/> |

How do your parents like it that you show them when you feel really sad?

| | | | |
|-----------------------|-----------------------|-----------------------|-----------------------|
| Don't like it at all | rather don't like it | rather like it | like it very much |
| <input type="radio"/> | <input type="radio"/> | <input type="radio"/> | <input type="radio"/> |

Did you have to cry in the last 7 days?

| | | | |
|-----------------------|-----------------------|-----------------------|-----------------------|
| Not at all | scarcely | a little bit | very much |
| <input type="radio"/> | <input type="radio"/> | <input type="radio"/> | <input type="radio"/> |

Why did you have to cry? Because of ... pain anger sorrow fun fear

Are you getting really sad from time to time from something you see on TV?

| | | | |
|-----------------------|-----------------------|-----------------------|-----------------------|
| Not at all | scarcely | a little bit | very much |
| <input type="radio"/> | <input type="radio"/> | <input type="radio"/> | <input type="radio"/> |

Anger

How often did you feel really angry in the past 7 days?

| | | | |
|-----------------------|-----------------------|-----------------------|-----------------------|
| Never | rather rarely | fairly often | permanently |
| <input type="radio"/> | <input type="radio"/> | <input type="radio"/> | <input type="radio"/> |

How much did you show others that you feel really angry?

| | | | |
|-----------------------|-----------------------|-----------------------|-----------------------|
| Not at all | scarcely | a little bit | very much |
| <input type="radio"/> | <input type="radio"/> | <input type="radio"/> | <input type="radio"/> |

How do your parents like it that you show them when you feel really angry?

| | | | |
|-----------------------|-----------------------|-----------------------|-----------------------|
| Don't like it at all | rather don't like it | rather like it | like it very much |
| <input type="radio"/> | <input type="radio"/> | <input type="radio"/> | <input type="radio"/> |

Are you getting really angry from time to time from something you see on TV?

| | | | |
|-----------------------|-----------------------|-----------------------|-----------------------|
| Not at all | scarcely | a little bit | very much |
| <input type="radio"/> | <input type="radio"/> | <input type="radio"/> | <input type="radio"/> |

Pride

How often did you feel really proud in the past 7 days?

| | | | |
|-----------------------|-----------------------|-----------------------|-----------------------|
| Never | rather rarely | fairly often | permanently |
| <input type="radio"/> | <input type="radio"/> | <input type="radio"/> | <input type="radio"/> |

How much did you show others that you feel really proud?

| | | | |
|-----------------------|-----------------------|-----------------------|-----------------------|
| Not at all | scarcely | a little bit | very much |
| <input type="radio"/> | <input type="radio"/> | <input type="radio"/> | <input type="radio"/> |

How do your parents like it that you show them when you feel really proud?

| | | | |
|-----------------------|-----------------------|-----------------------|-----------------------|
| Don't like it at all | rather don't like it | rather like it | like it very much |
| <input type="radio"/> | <input type="radio"/> | <input type="radio"/> | <input type="radio"/> |

Are you getting really proud of yourself from time to time from something you see on TV?

| | | | |
|-----------------------|-----------------------|-----------------------|-----------------------|
| Not at all | scarcely | a little bit | very much |
| <input type="radio"/> | <input type="radio"/> | <input type="radio"/> | <input type="radio"/> |

What were you proud of?

I was proud of _____

Envy

How often did you feel really envious of others in the past 7 days?

| | | | |
|-----------------------|-----------------------|-----------------------|-----------------------|
| Never | rather rarely | fairly often | permanently |
| <input type="radio"/> | <input type="radio"/> | <input type="radio"/> | <input type="radio"/> |

How much did you show others that you feel really envious of others?

| | | | |
|-----------------------|-----------------------|-----------------------|-----------------------|
| Not at all | scarcely | a little bit | very much |
| <input type="radio"/> | <input type="radio"/> | <input type="radio"/> | <input type="radio"/> |

How do your parents like it that you show them when you feel really envious of others?

| | | | |
|-----------------------|-----------------------|-----------------------|-----------------------|
| Don't like it at all | rather don't like it | rather like it | like it very much |
| <input type="radio"/> | <input type="radio"/> | <input type="radio"/> | <input type="radio"/> |

Are you getting really envious of others from time to time from something you see on TV?

| | | | |
|-----------------------|-----------------------|-----------------------|-----------------------|
| Not at all | scarcely | a little bit | very much |
| <input type="radio"/> | <input type="radio"/> | <input type="radio"/> | <input type="radio"/> |

What did you envy?

I envied _____

Now we want to find out some things about your TV consumption.

How often do you watch TV?

| | | | | |
|-----------------------|-----------------------|-----------------------|-----------------------|-----------------------|
| Daily | several times a week | once a week | rarely | not at all |
| <input type="radio"/> | <input type="radio"/> | <input type="radio"/> | <input type="radio"/> | <input type="radio"/> |

How many hours per day do you watch TV?

| | | | | |
|-----------------------|-----------------------|-----------------------|-----------------------|-----------------------|
| More than 4 hours | 2 to 4 hours | 1 to 2 hours | less than 1 hour | not at all |
| <input type="radio"/> | <input type="radio"/> | <input type="radio"/> | <input type="radio"/> | <input type="radio"/> |

Please think of your favorite TV show and all other shows you watch.

How do you like it when the characters show honestly that they feel really happy?

| | | | |
|-----------------------|-----------------------|-----------------------|-----------------------|
| Don't like it at all | rather don't like it | rather like it | like it very much |
| <input type="radio"/> | <input type="radio"/> | <input type="radio"/> | <input type="radio"/> |

How do you like it when the characters show honestly that they feel really anxious?

| | | | |
|-----------------------|-----------------------|-----------------------|-----------------------|
| Don't like it at all | rather don't like it | rather like it | like it very much |
| <input type="radio"/> | <input type="radio"/> | <input type="radio"/> | <input type="radio"/> |

How do you like it when the characters show honestly that they feel really sad?

| | | | |
|-----------------------|-----------------------|-----------------------|-----------------------|
| Don't like it at all | rather don't like it | rather like it | like it very much |
| <input type="radio"/> | <input type="radio"/> | <input type="radio"/> | <input type="radio"/> |

How do you like it when the characters show honestly that they feel really angry?

| | | | |
|-----------------------|-----------------------|-----------------------|-----------------------|
| Don't like it at all | rather don't like it | rather like it | like it very much |
| <input type="radio"/> | <input type="radio"/> | <input type="radio"/> | <input type="radio"/> |

How do you like it when the characters show honestly that they feel really proud of themselves?

| | | | |
|-----------------------|-----------------------|-----------------------|-----------------------|
| Don't like it at all | rather don't like it | rather like it | like it very much |
| <input type="radio"/> | <input type="radio"/> | <input type="radio"/> | <input type="radio"/> |

How do you like it when the characters show honestly that they feel really envious of others?

| | | | |
|-----------------------|-----------------------|-----------------------|-----------------------|
| Don't like it at all | rather don't like it | rather like it | like it very much |
| <input type="radio"/> | <input type="radio"/> | <input type="radio"/> | <input type="radio"/> |

Thank you for your participation!!! 😊