

Have and Show Emotions

Research report



Germany

Scientific project management

Dr. Maya Götz

Implementation in Germany

iconkids

Analysis and report

Judith Schwarz,
Simone Gruber,
Hannah Steinberg,
Monika Eder

Abstract

To gain a better understanding of their emotional experience and expression during everyday life and while watching television, 5,190 children and preteens from 17 countries were examined in a study. Moreover, it was of interest how the social expectations are assessed. The German sample comprised 1,016 questionnaires and induced the following results:

- In Germany as well as in other countries joy is the emotion most frequently experienced.
- German children are emotionally reserved and seldom sad, angry, envious or fearful.
- In comparison, German children are hardly proud of themselves.
- Girls from Germany show their feelings of joy, fear or sadness more often than the German boys.
- Feeling emotions like fear or pride decreases with advancing age among German children.
- Younger children from Germany laugh and cry more often.
- German children demand emotional honesty from TV characters.
- Compared with the children's own experience and expression of emotions, TV characters should openly display their emotions.
- Especially older children demand more emotions of TV characters.

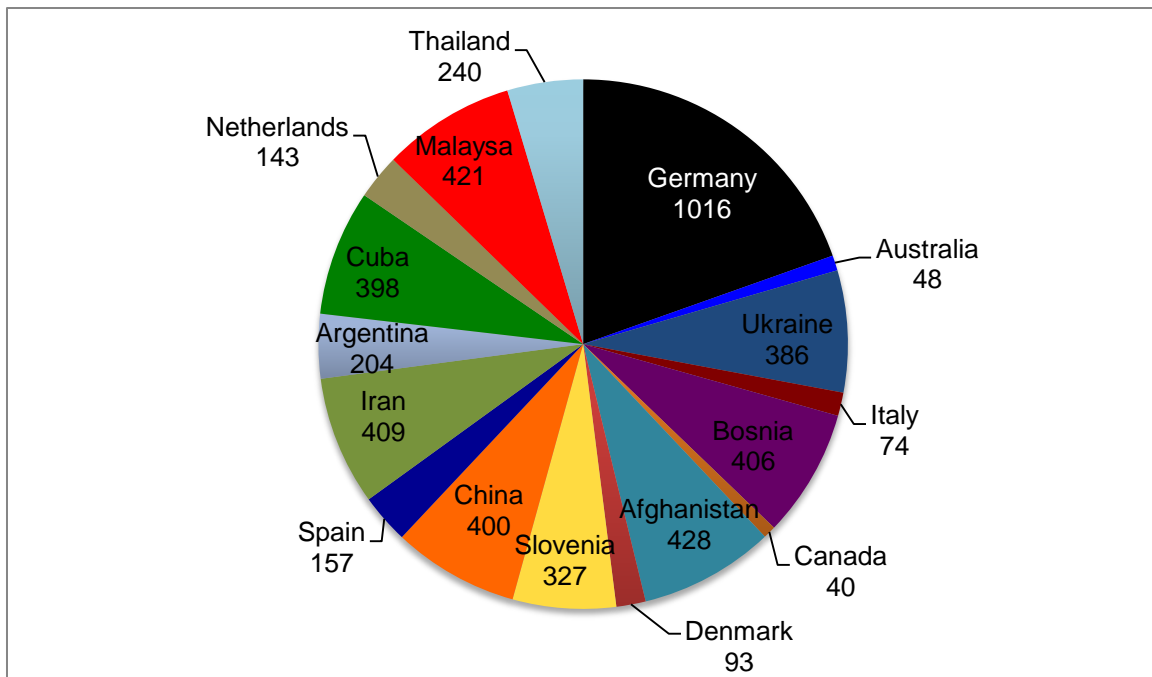
1. Objective and sample

The objective of the international study „Have and Show Emotions“ was to get a better understanding of children´s and preteens´ experience of emotions.

In cooperation with international colleagues, 5,190 children and preteens between 6 and 15 years of age were surveyed using the same questionnaire. The questionnaire centered on the children´s self-evaluation of the emotions they had recently experienced, how often they had felt certain emotions within the past seven days and to what extent they had shown these emotions to others.

In addition, respondents were asked to self-evaluate how their parents react to the demonstration of particular emotions, which emotions they feel while watching television, and to what extent they think TV characters should honestly show how they feel.

The central emotions were joy, fear, anger, sadness, pride and envy. The country-specific sample varied from $n = 40$ in Canada to $n = 1,016$ in Germany. In this regard, it is not possible to formulate representative statements for most of the countries. Only the results of the German sample can be considered as representative for the Federal Republic of Germany. Based on the wider age distribution, however, a greater reliability of the results can be expected in countries with more than 300 respondents.



III. 1: Distribution of the total sample by countries

In Germany, 1,016 children and preteens participated in the study with the amount of girls and boys evenly distributed.

Age category	Boys (n=492)	Girls (n=524)
6 – 9 years (n=392)	19% (n=188)	20% (n=204)
10 – 12 years (n=312)	15% (n=151)	16% (n=161)
13 – 15 years (n=312)	15% (n=153)	16% (n=159)

III. 2: Sampling distribution – Germany

2. Results¹

2.1 Emotion “joy”

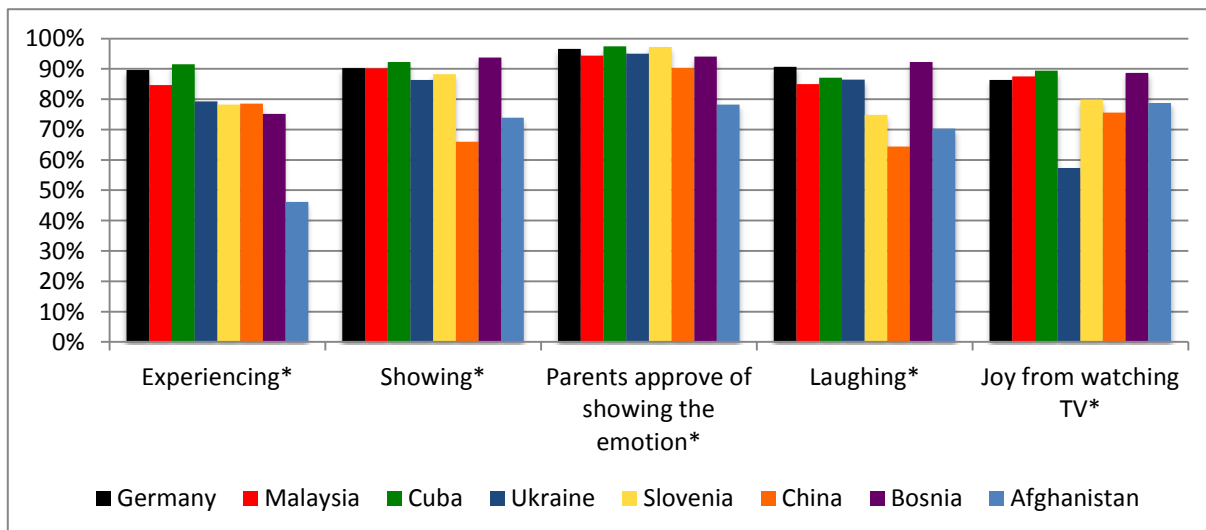
The first emphasis of the questionnaire was put on the emotion joy. All items in the questionnaire were rated on a 4-point Likert scale. Participating children and preteens were asked about their recent experiences of joy: “*How often did you feel really happy in the past 7 days?*” and “*Was there a moment when you really had to laugh out loud?*” We also wanted to know how they deal with their emotions. Thus we asked: “*How much did you show others that you feel really happy?*” As a next step the children were asked to self-evaluate how their parents would assess the expression of this emotion by answering the question “*How do your parents like it when you show them that you feel really happy?*” In line with the research interest of the International Central Institute for Youth and Educational Television (IZI) the last question was: “*Are you getting really happy from time to time from something you see on TV?*”²

German children laugh a lot and are very joyful

With respect to the emotion “joy” the international comparison shows that German children and preteens rank in the upper range in terms of all categories. This means that the German respondents often answer that they do experience and show joy. On top of that, the German children assume that their parents would approve the expression of joy. Nearly 90% of the children and preteens from Germany state that TV has triggered feelings of joy at least once.

¹ In the following, the results of the German sample will be analyzed in terms of an international country comparison as well as separated by gender and age. In each case the top-two items of the four-point Likert-Scale will be represented. Significant differences will be specified by using asterisks (*).

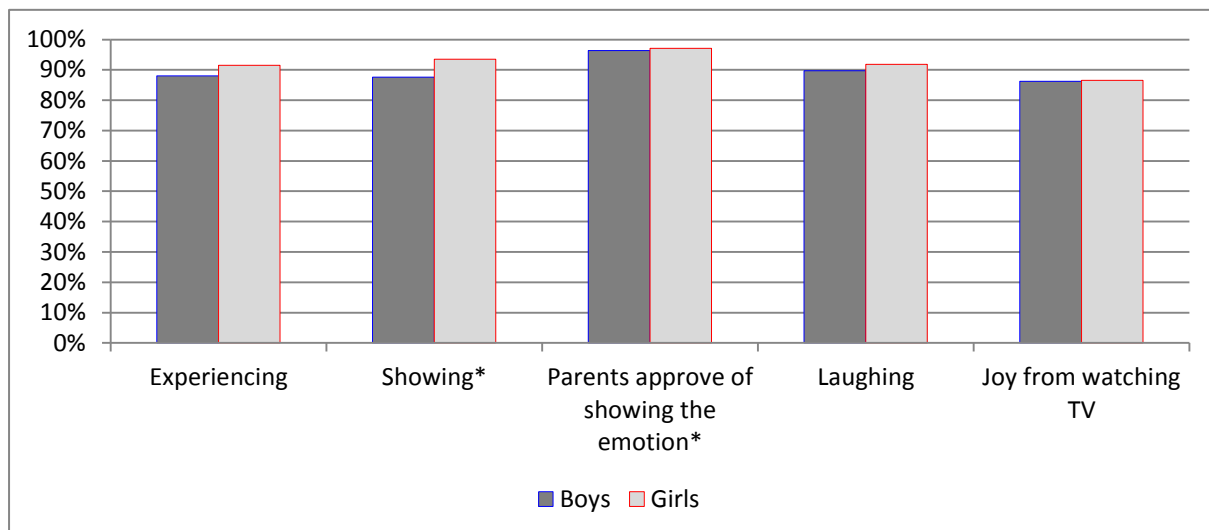
² The detailed questionnaire can be found in the appendix.



III. 3: Differences in terms of showing and experiencing the emotion “joy“ by countries (n > 300) – agreement

Girls show more joy

A gender comparison reveals that by tendency girls show joy more frequently than boys. Moreover, girls experience joy slightly more often than boys. Yet regarding gender there are no further differences.

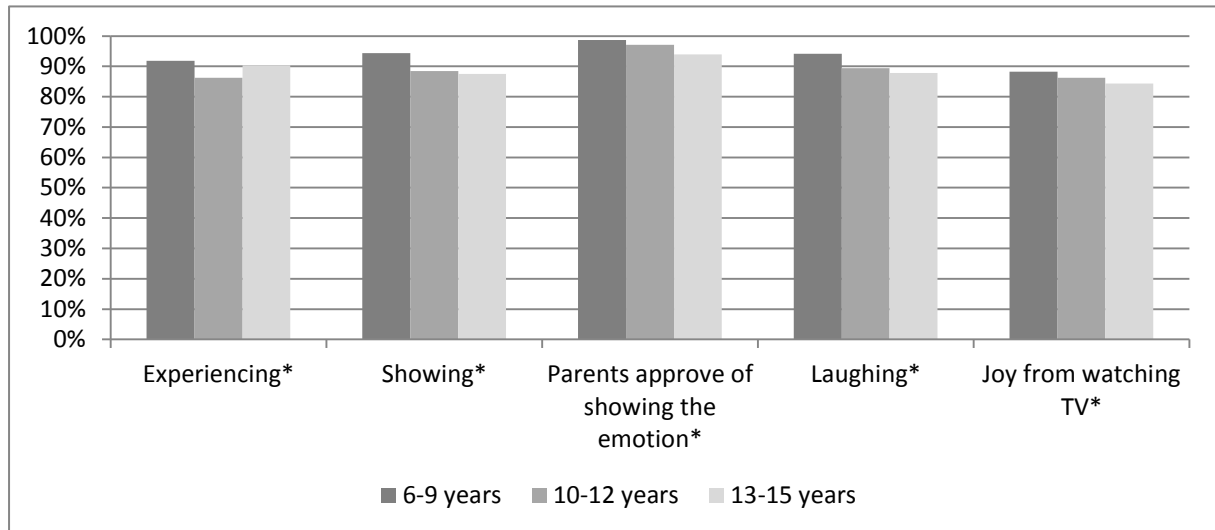


III. 4: Differences in terms of showing and experiencing the emotion “joy“ by gender – agreement

Older children laugh less often

Age-differences become apparent significantly in the category “showing”. Nearly all of the 6- to 9-year-olds state that they show their feelings of joy, whereas among the 13- to 15-years-old only 87% refer to express their joy. Additionally, the frequency of laughing decreases with advancing age . However, there are fewer differences with

respect to the experience of joy among the different age groups. Beyond that, younger respondents assume more often than older ones that their parents would approve this and they also refer more often to emotionally charged TV events.



Ill. 5: Differences in terms of experiencing and showing the emotion “joy“ by age – agreement

2.2 Emotion “fear”

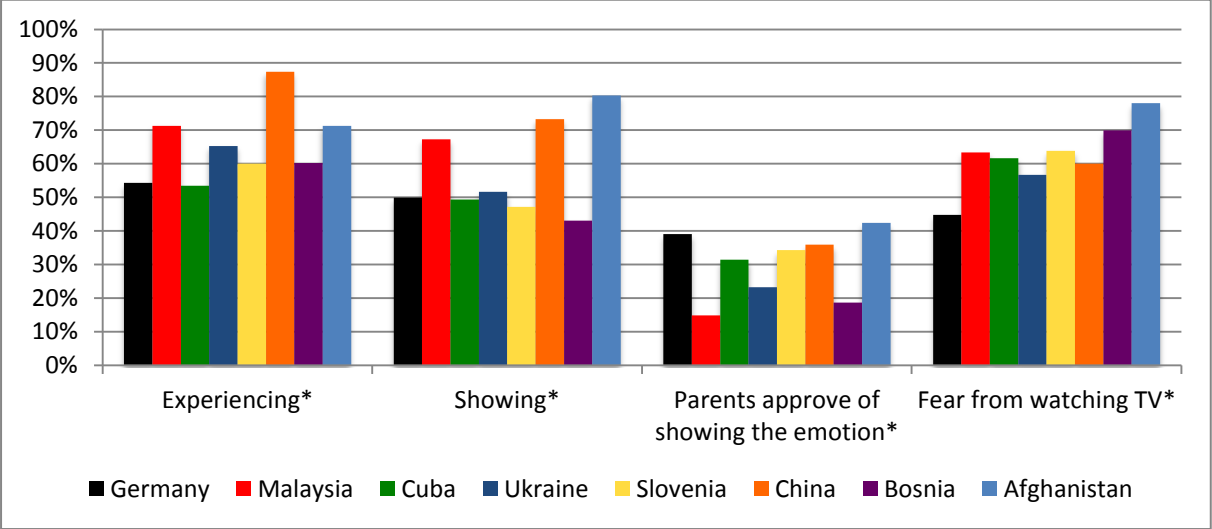
The next set of questions focused on the emotion fear. All items in the questionnaire were rated on a 4-point Likert scale. Participating children and preteens were asked about their recent experiences of fear: “*How often did you feel anxious in the past 7 days?*” We also wanted to know how they deal with their emotions. Thus we asked “*How much did you show others that you feel anxious?*” As a next step the children were asked self-evaluate how their parents would assess the expression of this emotion by answering the question “*How do your parents like it when you show them that you feel anxious?*” The last questions were: “*Are you getting anxious from time to time from something you see on TV?*” and “*Do you sometimes get nightmares from something you saw on TV?*”

German children seldom experience fear

The country-comparison reveals that German children experience fear less frequently than the respondents of other countries.³ Only Cuba attains a lower result in this category. In contrast to the emotion “joy”, the German respondents show their fear less frequently than they do actually experience it. Beyond that, almost half of the

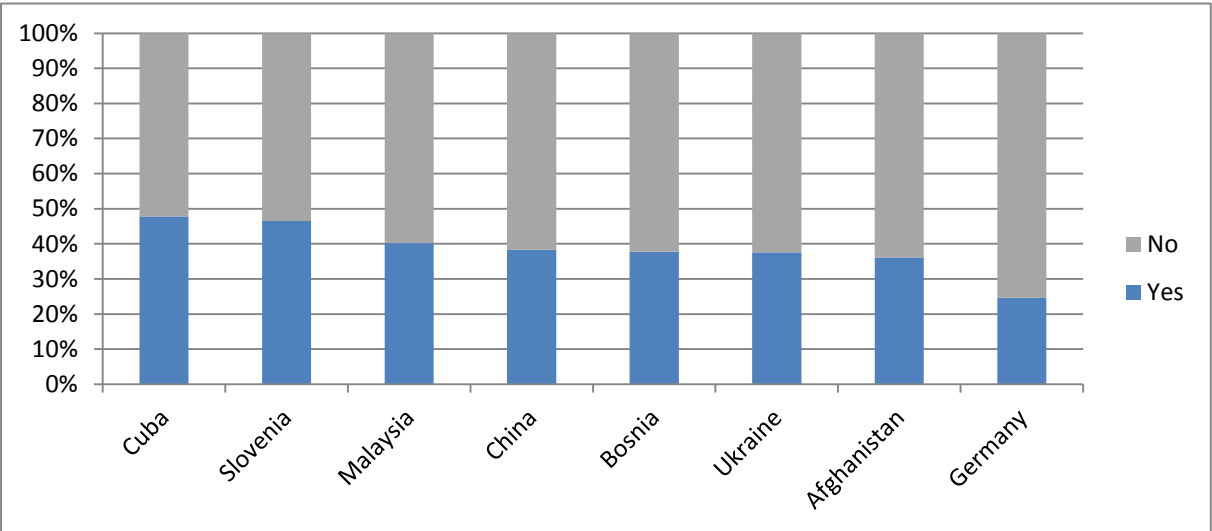
³ Only the evaluation of fear uses the top-three items of the four-point Likert-Scale.

German respondents have already experienced fear as a consequence of watching TV. On the top of that, only a small percentage of children think that their parents would approve the expression of this emotion.



III. 6: Differences in terms of experiencing and showing the emotion “fear“ by countries (n > 300) – agreement

Beyond that, two out of ten children state that they had a nightmare from watching something on TV at least once. With this result, Germany ranks on last place in the international comparison. 583 children and preteens answered the question which show or movie made them feel anxious. In this context *Walking Dead* (n=30) was most often mentioned followed by *Tatort* (n=19), *Grimm* (n=18), and *News/ X-Factor* (each n=15).⁴

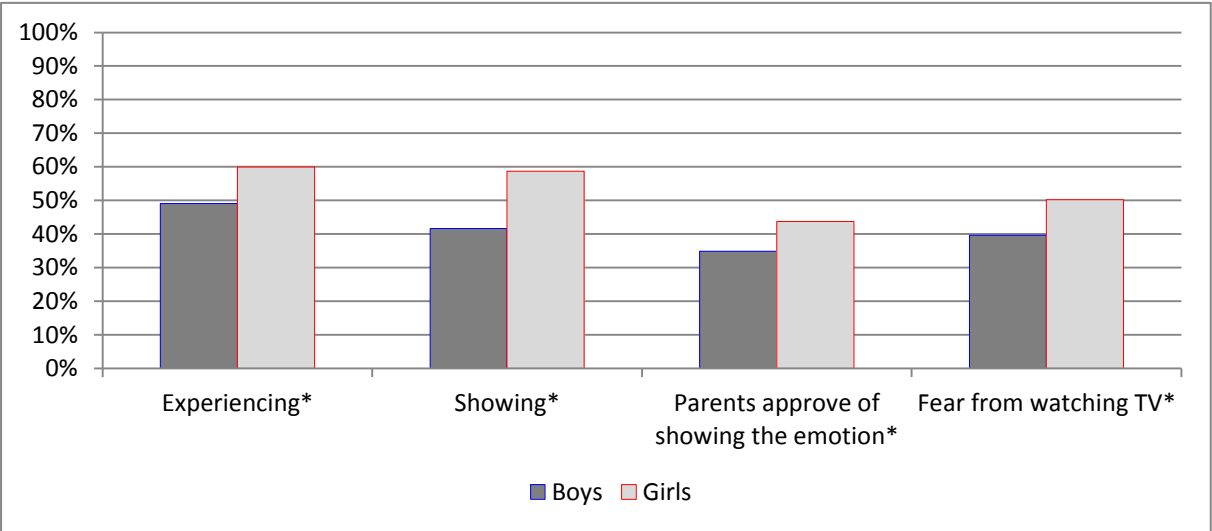


III. 7: Overview of “Nightmares from watching TV”

⁴ Some children wrote down more than one show/movie. But for the analysis only the first mention was taken into account.

Girls show fear more often

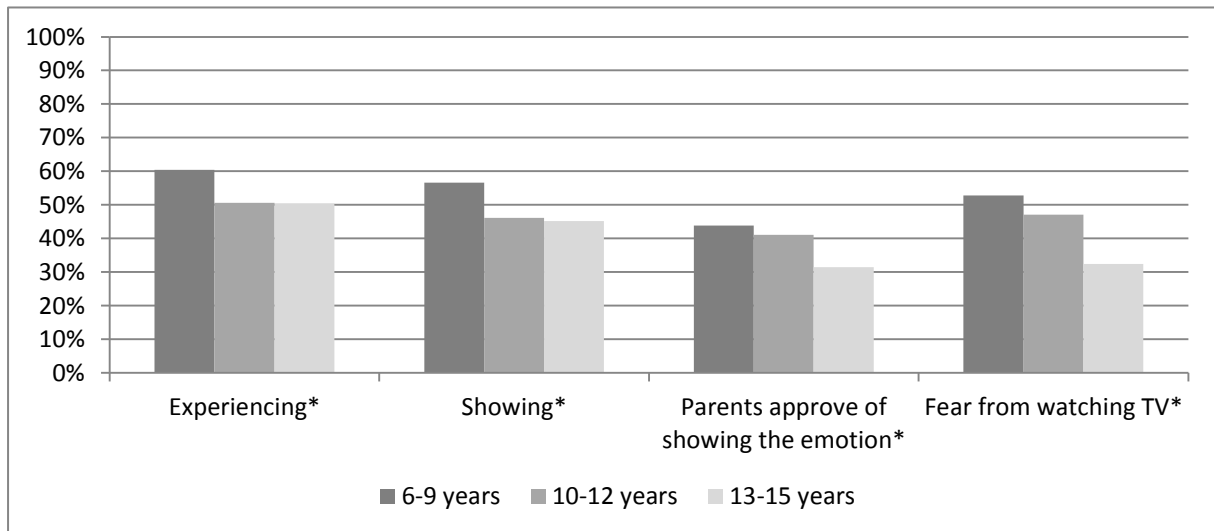
The gender comparison reveals that girls experience and show fear more often than boys. Appropriately more girls than boys think their parents would approve showing this emotion. Moreover, girls experience fear from watching TV more frequently than boys.



III. 8: Differences in terms of experiencing and showing the emotion “fear“ by gender – agreement

Feelings of fear decrease with advancing age

The analysis of the single age groups reveals differences in terms of experiencing and showing feelings of fear. In particular the 6- to 9-year-olds state that they often experience and show fear whereas the oldest respondents feel and show fear least often. Also the experience of fear triggered by TV events, decreases with advancing age.



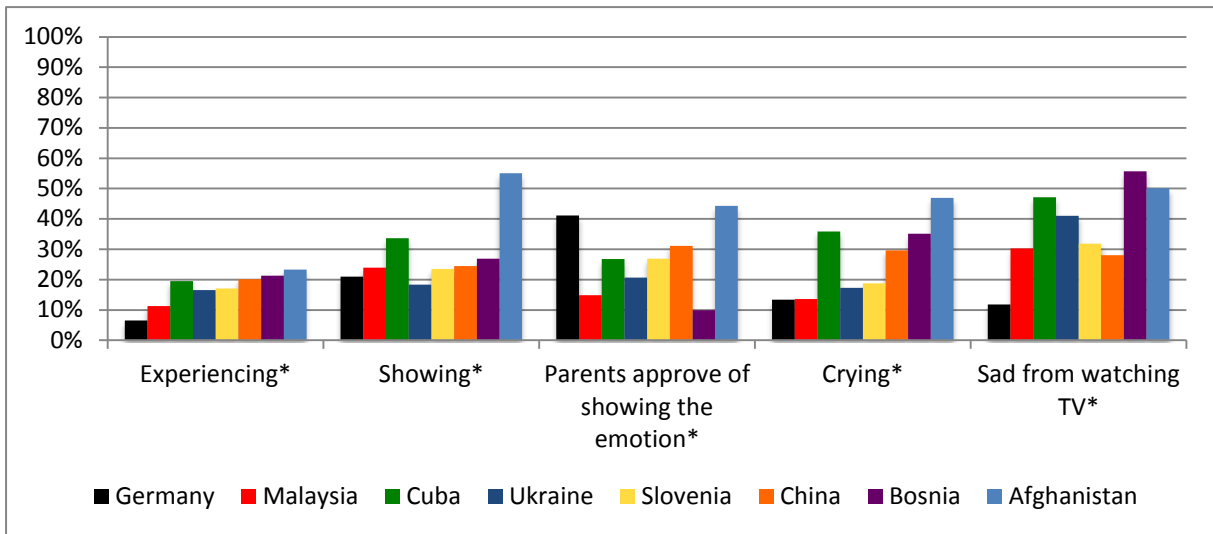
III. 9: Differences in terms of experiencing and showing the emotion “fear” by age – agreement

2.3 Emotion “sadness”

This section dealt with recent experiences of sadness: “*How often did you feel really sad in the past 7 days?*” and “*Did you have to cry in the last 7 days?*” Additionally we wanted to know the reasons for crying by offering the categories *pain, anger, sorrow, fun,* and *fear* as answer options. We also wanted to know how they would show their sadness. Thus we asked: “*How much did you show others that you feel really sad?*” As a next step the children were asked to self-evaluate how their parents would assess the expression of this emotion by answering the question “*How do your parents like it when you show them that you feel really sad?*” In line with the research interest of the International Central Institute for Youth and Educational Television (IZI) we then asked: “*Are you getting really sad from time to time from something you see on TV?*” Again all items in the questionnaire were rated on a 4-point Likert scale, except the additional question for this section.

German children are seldom sad and rarely cry

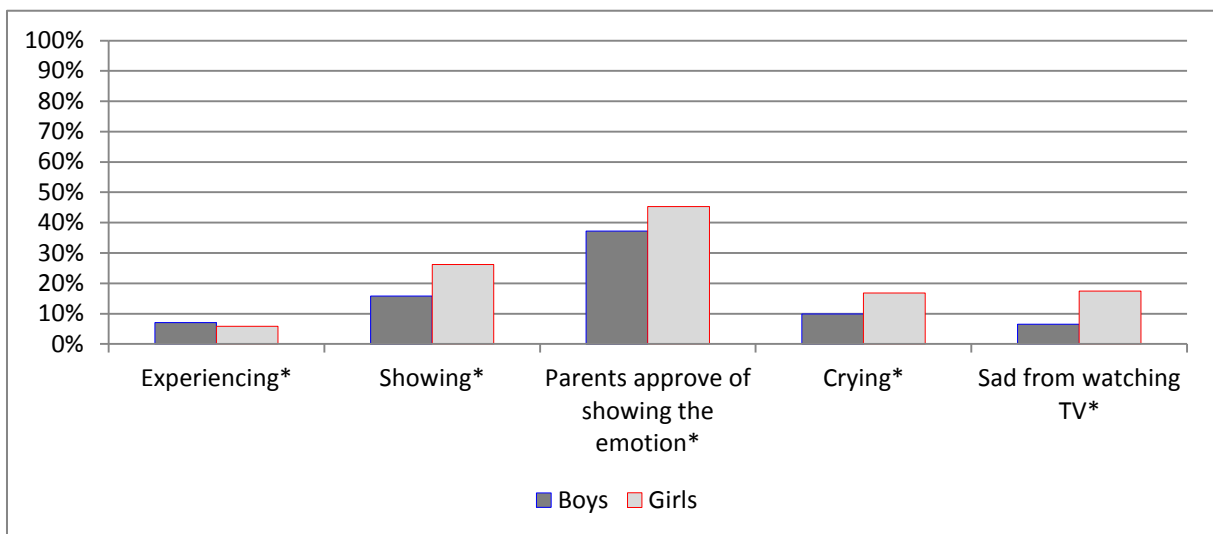
The international comparison demonstrates that German children and preteens experience sadness less often than the respondents from other countries. The willingness to show this emotion to others, however, ranks in the upper mid-range, although just a few of the German children and preteens assume that the expression of sadness is approved by their parents. This may be a reason why just over 10% of the German respondents state that they had cried in the past seven days. Just Malaysia attains a similar low result. In this context, German respondents name mostly pain as reason for this emotional outburst, followed by anger and grief.



III. 10: Differences in terms of experiencing and showing the emotion “sadness” by countries (n > 300) – agreement

Girls cry and show grief more often

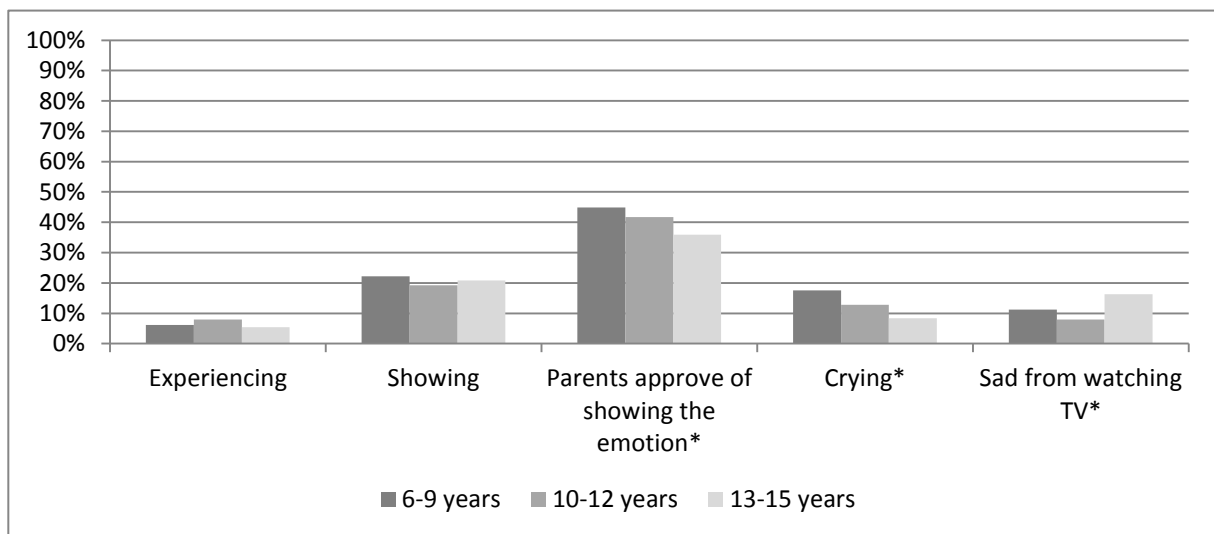
The gender comparison reveals that girls show their feelings of sadness more often and cry more often than boys. The reasons why girls cry are feelings of pain and grief whereas boys cry because of anger and pain. Interestingly, there is no gender difference with respect to the frequency of experiencing sadness. Yet girls assume more often than boys that their parents approve showing this emotion. Moreover, previous TV events triggered feelings of sadness more often among girls than among boys.



III. 11: Differences in terms of experiencing and showing the emotion “sadness” by gender – agreement

Younger children cry more often

The age comparison reveals that younger children cry more often than the older ones. Beyond that, the children’s agreement that their parents would approve showing this emotion decreases with increasing age. Interestingly there is no major age difference with respect to the frequency of experiencing and showing this emotion. Moreover, the 13- to 15-year-olds in particular refer to emotionally charged TV events more often than respondents of other age groups.



III. 12: Differences in terms of experiencing and showing the emotion “sadness” by age – agreement

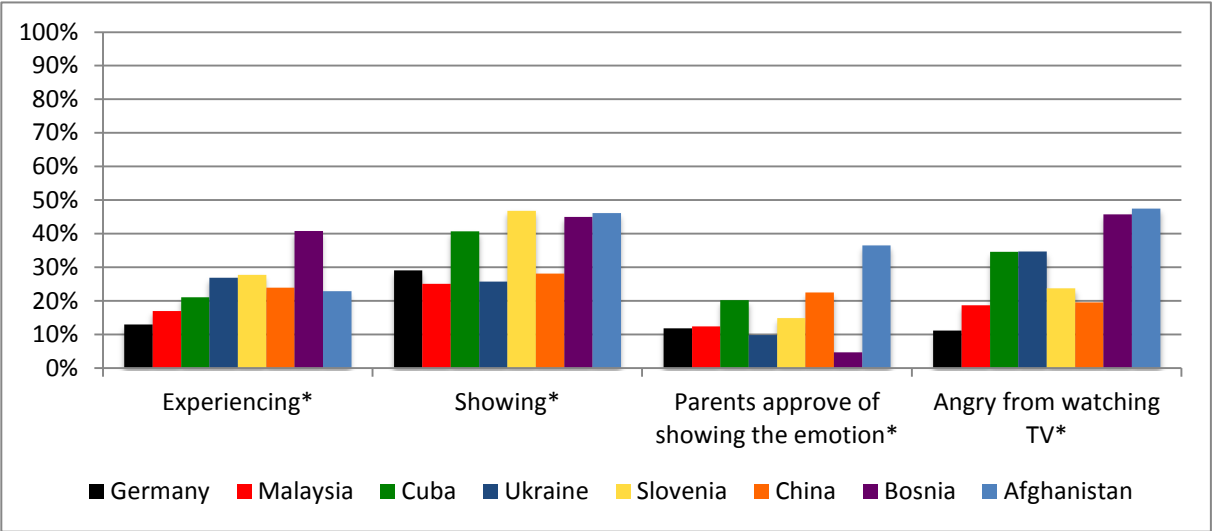
2.4 Emotion “anger”

The next set of questions dealt with anger. We wanted to know more about the recent experiences of the participants: “*How often did you feel really angry in the past 7 days?*” We also wanted to know to what extent they showed their anger. Thus we asked: “*How much did you show others that you feel really angry?*” As a next step the children were asked to self-evaluate how their parents would assess the expression of this emotion by answering the question “*How do your parents like it when you show them that you feel really angry?*” In line with the research interest of the International Central Institute for Youth and Educational Television (IZI) we asked: “*Are you getting really angry from time to time from something you see on TV?*”

German children experience anger rather rarely

Similar to the emotion “sadness”, German children and preteens experience anger less often than the respondents from other countries. This applies also to the

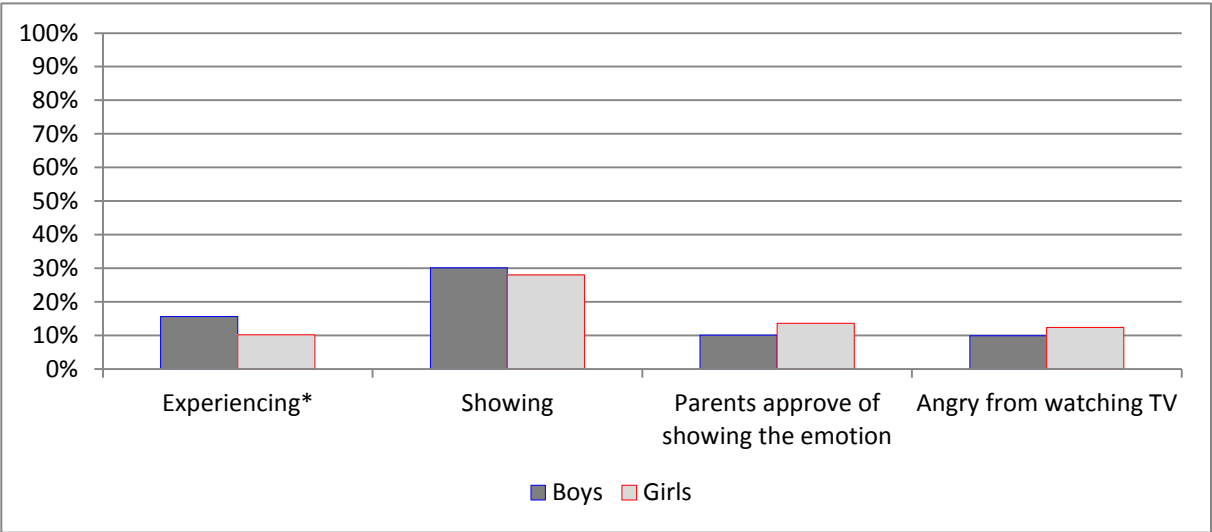
expression of the emotion where the German participants rank in the lower mid-range. The parents' approval of showing this emotion is considered very low. Moreover, just a few respondents from Germany state that TV events triggered feelings of anger.



III. 13: Differences in terms of experiencing and showing the emotion “anger“ by countries (n > 300) – agreement

Boys are angry more often

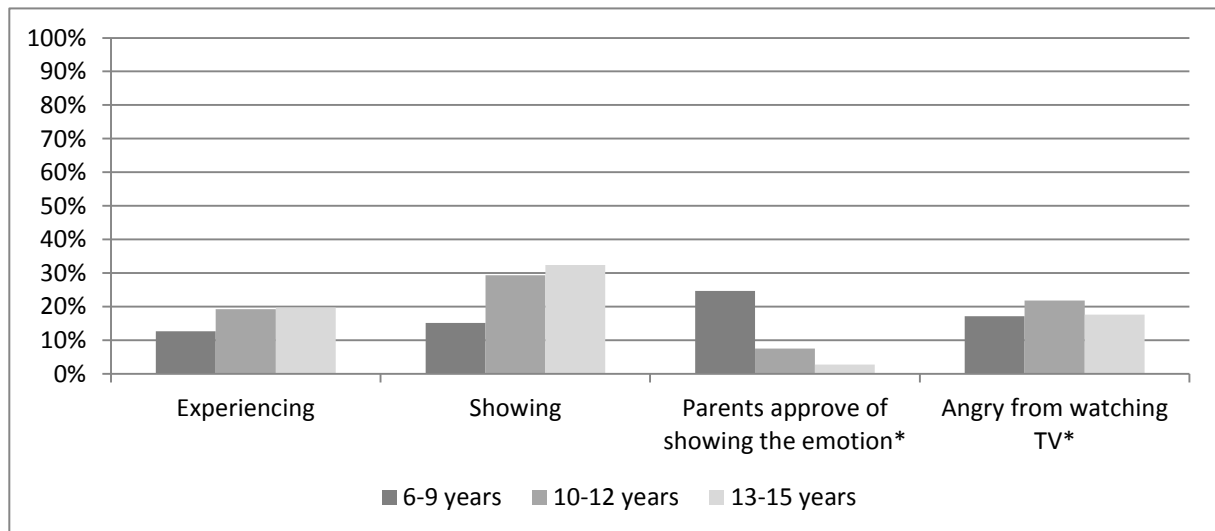
The gender comparison reveals that boys experience anger more often than girls. However, boys and girls show their anger at the same level, although more girls than boys assume that their parents would approve the expression of this emotion.



III. 14: Differences in terms of experiencing and showing the emotion “anger“ by gender– agreement

Younger children hardly experience anger

The age comparison shows that older respondents experience and express anger more often than the younger ones, although older children and preteens consider their parents' approval of showing this emotion to be very low. One reason may be the growing awareness of the negative connotation of this emotion and the required control of feelings of anger.



Ill. 15: Differences in terms of experiencing and showing the emotion “anger” by age– agreement

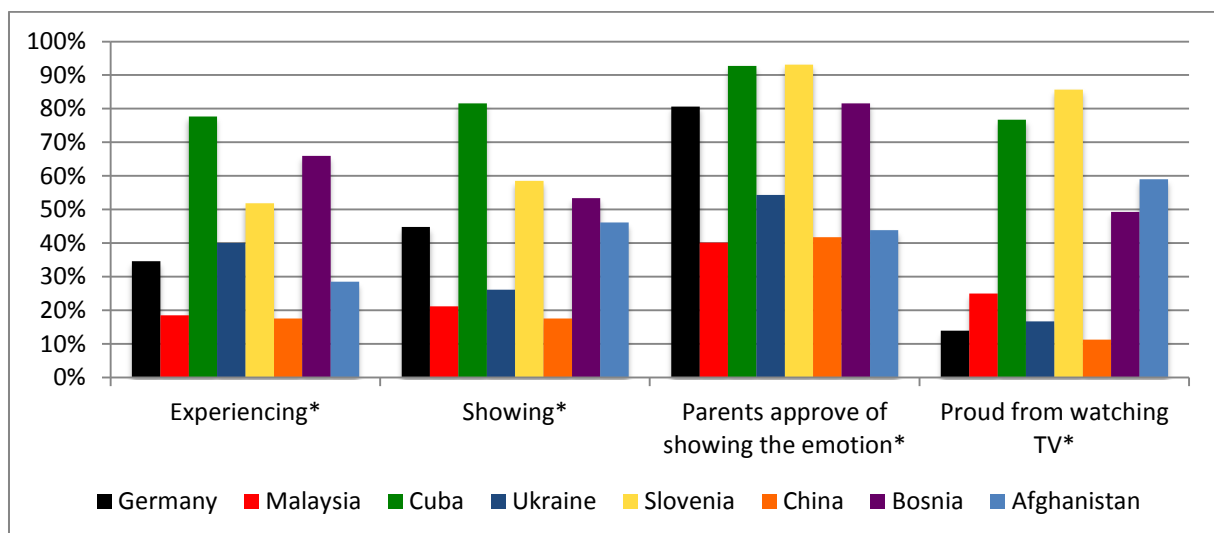
2.5 Emotion “pride”

The next set of questions focused on the emotion pride. All items in the questionnaire were rated on a 4-point Likert scale. Participating children and preteens were asked about their recent experiences of pride: “*How often did you feel really proud in the past 7 days?*”. We also wanted to know how they deal with their emotions. Thus we asked: “*How much did you show others that you feel really proud?*” As a next step the children were asked to self-evaluate how their parents would assess the expression of this emotion by answering the question “*How do your parents like it when you show them that you feel really proud?*” In line with the research interest of the International Central Institute for Youth and Educational Television (IZI) we asked “*Are you getting really proud of yourself from time to time from something you see on TV?*” “*What were you proud of?*” was the last question in this section. With this open question we wanted to learn more about the children’s reasons for feeling pride.

German children are hardly proud of themselves

Regarding the frequency of experiencing pride, German children and preteens are on international average. While almost 80% of the Cuban respondents and almost 70% of the Bosnian participants report about having experienced this emotion, German children are rarely proud.

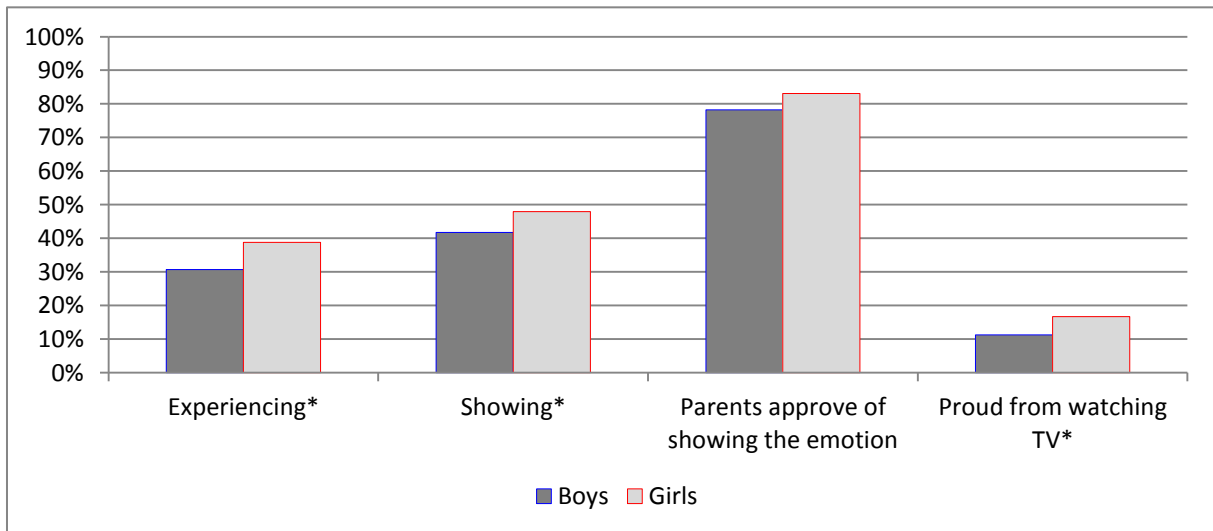
If the German participants, however, experience pride, the emotion is related to their abilities, their talents or their material possessions. The country comparison also reveals that the German children and preteens show their pride slightly more often than they experience it. Only about 44% of the German respondents state that they express their feelings of pride often or very often, although eight out of ten children are certain that their parents would approve or very much approve showing this emotion.



III. 16: Differences in terms of experiencing and showing the emotion “pride” by countries (n > 300) – agreement

Girls are prouder than boys

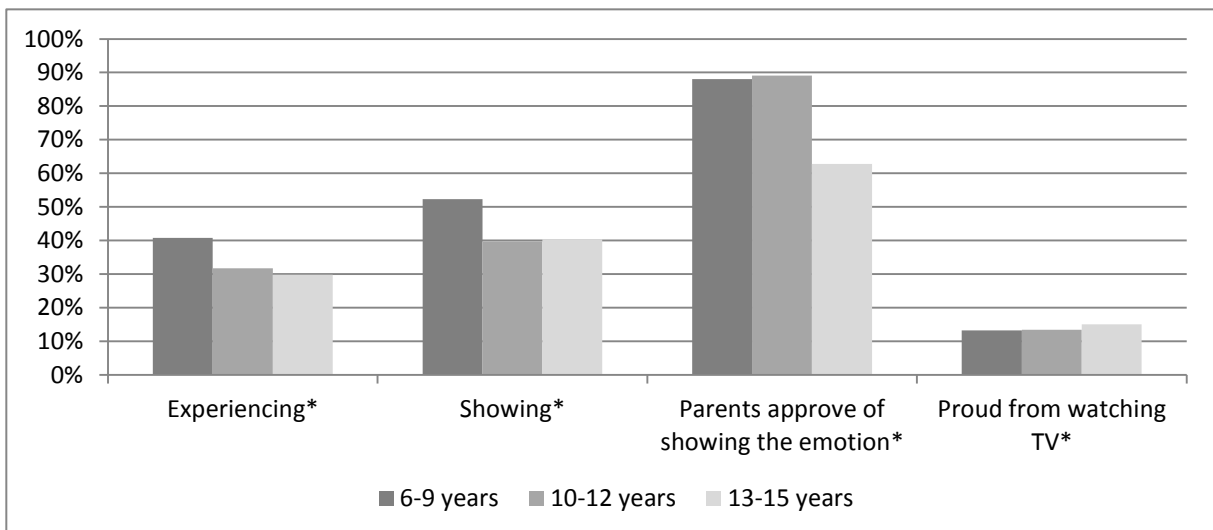
Comparing the gender differences it becomes apparent that girls experience feelings of pride marginal more frequently than boys. Furthermore, they show these feelings more often and assume more often their parents would approve the expression of this emotion. Beyond that, more girls than boys state that previous TV events caused feelings of pride.



III. 17: Differences in terms of experiencing and showing the emotion “pride” by gender

Pride: an emotion for the younger ones

Comparing the age groups we can see that is experienced less frequently and also shown less often with advancing age. Furthermore, the older the respondents get, the lower is their faith that their parents would approve that they show their feelings of pride. The experience of pride triggered by TV events, by contrast, is at the same level in all three age categories..



III. 18: Differences in terms of experiencing and showing the emotion “pride” by age – agreement

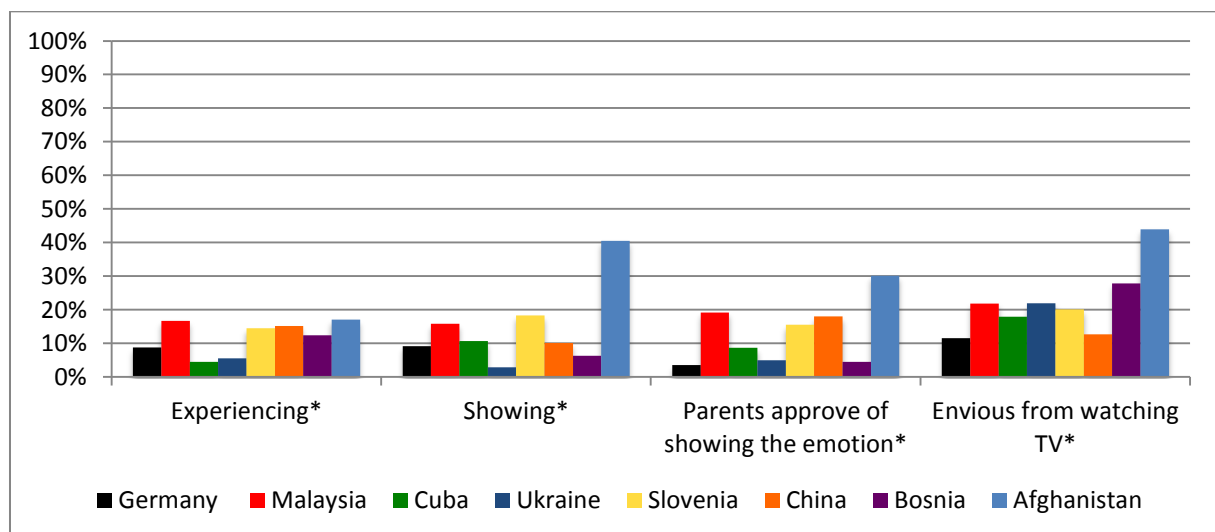
2.6 Emotion “envy”

The last set of questions focused on the children’s emotion envy. All items in the questionnaire were rated on a 4-point Likert scale. Participating children and preteens were asked about their recent experiences of envy: “How often did you feel

really envious of others in the past 7 days?” We also wanted to know how they deal with their emotions. Thus we asked *“How much did you show others that you feel really envious of others?”* As a next step the children were asked to self-evaluate how their parents would assess the expression of this emotion by answering the question *“How do your parents like it when you show them that you feel really envious of others?”* In line with the research interest of the International Central Institute for Youth and Educational Television (IZI) we asked: *“Are you getting really envious of others from time to time from something you see on TV?”* *“What did you envy?”* was the last question in this section. With this open ended question we wanted to get answers about the children’s reasons for feeling envious.

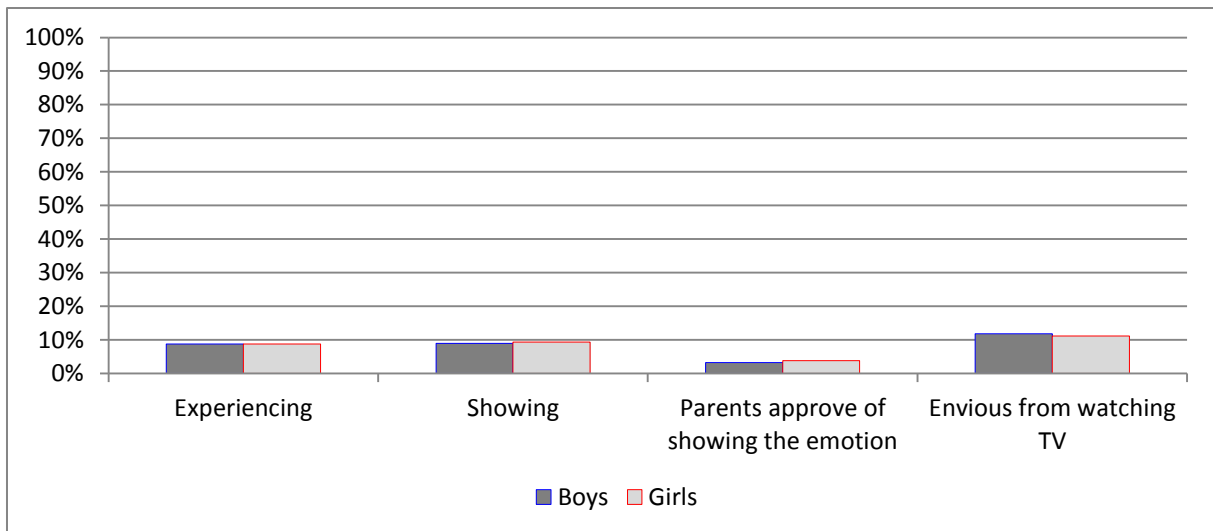
German children are rarely envious

The international country comparison reveals that German children and preteens experience envy less often than most of the other international respondents. Regarding the frequency of showing envy, the German participants also rank at the bottom end. However, the German participants show their feelings of envy in the same manner they experience it. If the German children experience envy, the emotion is mostly related to other people’s material possessions. Beyond that, just a few children from Germany report that TV triggered feelings of envy.



III. 19: Differences in terms of experiencing and showing the emotion “envy” by country (n > 300) – agreement

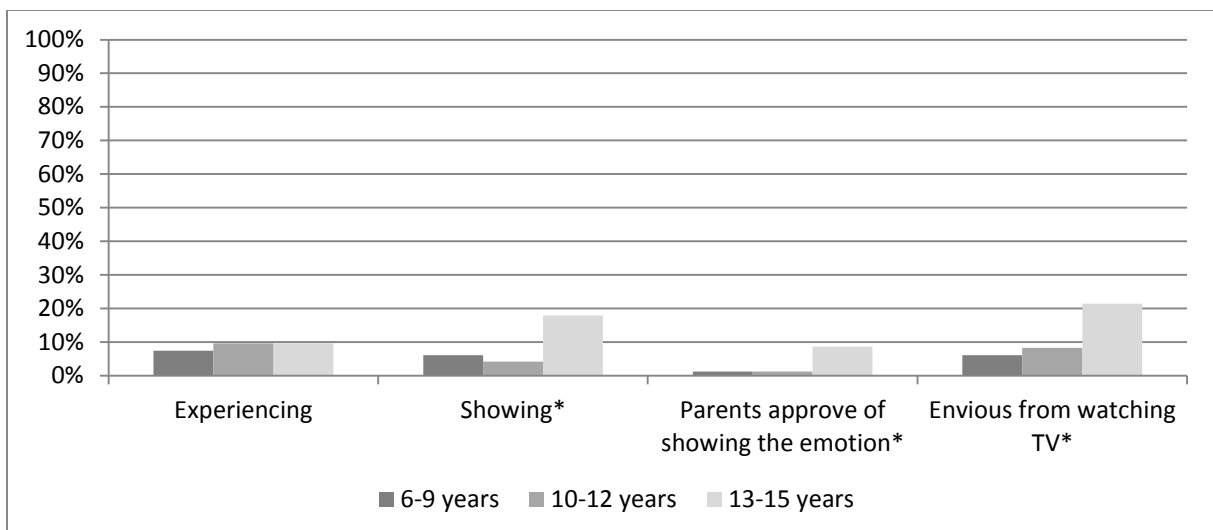
There are no significant gender differences with regard to the emotion “envy”.



III. 20: Differences in terms of experiencing and showing the emotion “envy“ by gender – agreement

Envy increases with advancing age

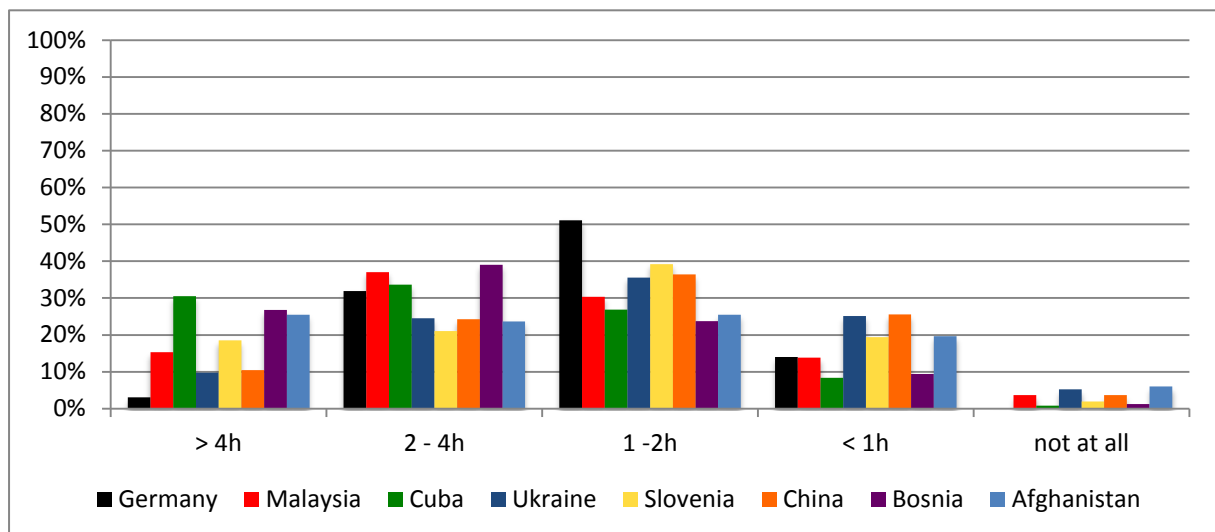
The age comparison reveals that feelings of envy are slightly more frequently stated by older participants than by younger ones. Additionally, the oldest respondents express their feelings of envy more often than younger ones and assume more often that their parents would accept showing these feelings. Also the experience of envy triggered by TV events increases with advancing age.



III. 21: Differences in terms of experiencing and showing the emotion “envy“ by age – agreement

2.7 TV viewing behavior and emotions on TV

The last part of the questionnaire focused on TV viewing behavior. First we wanted to know how often children and preteens of different countries watch TV. Thus we asked: “*How often do you watch TV?*”; and offered offering the following answer options: *daily, several times a week, once a week, rarely, or not at all*. Two thirds of the German children and preteens state that they watch TV every day. In the next step we wanted to know more concretely “*How many hours per day do you watch TV?*” The children and preteens were offered the following categories: *more than 4 hours, 2 to 4 hours, 1 to 2 hours, less than 1 hour, and not at all*. The major part of the respondents spends one to two hours a day in front of the TV.

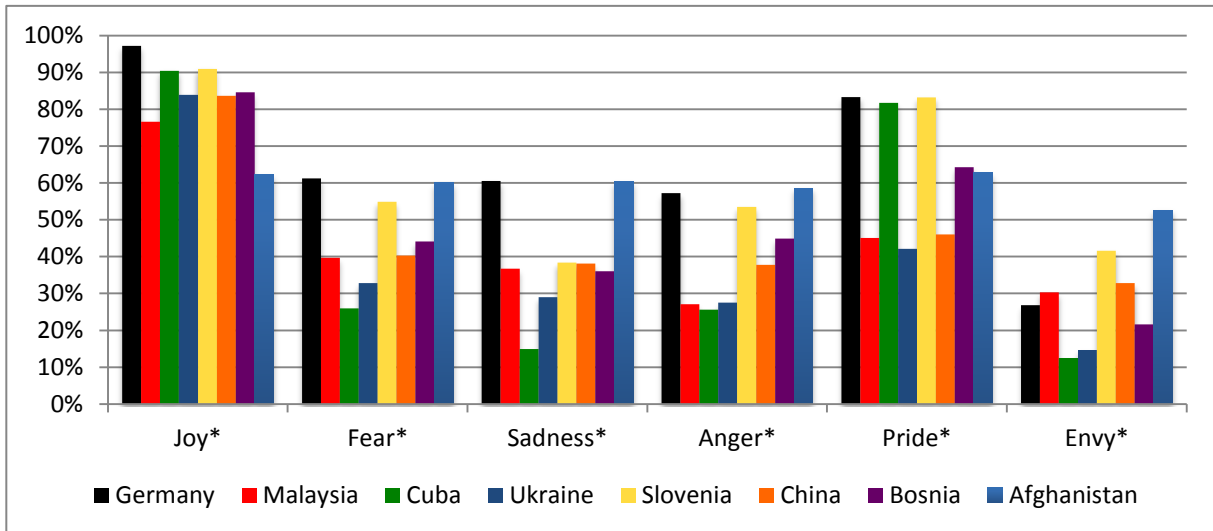


III. 22: Daily viewing time by country (n > 300) – agreement

TV characters should show their emotions

The last part of the questionnaire dealt with TV characters showing emotions. The children were asked “*How do you like it when the characters show honestly that they feel really happy?*” The same question was asked with respect to the other emotions: fear, sadness, anger, pride and envy. Again all items were rated on a 4-point Likert scale.

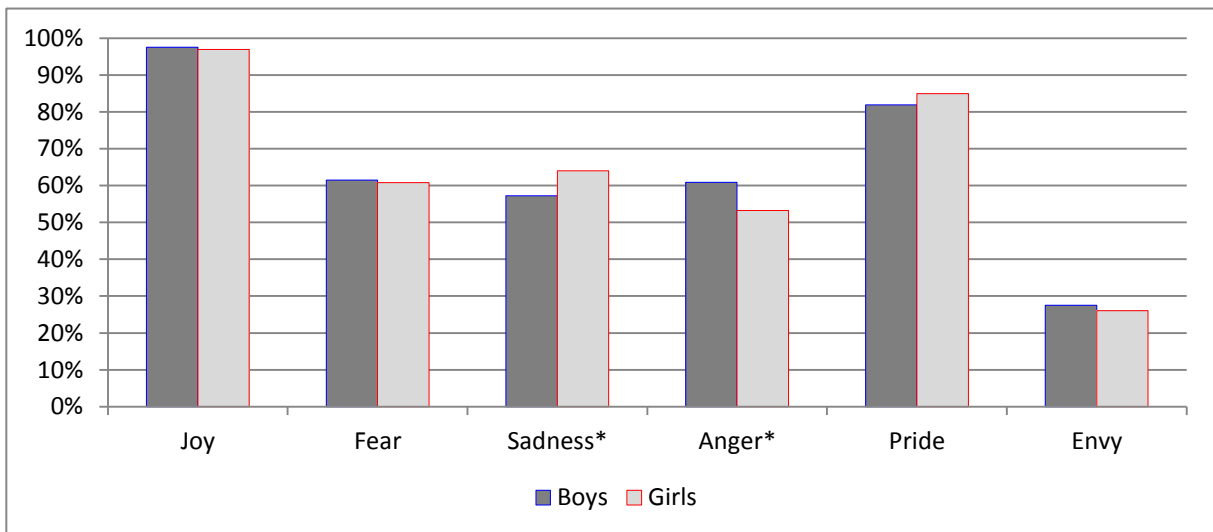
Joy is the emotion which the respondents in Germany and in other countries of the international comparison wish to experience through TV characters. Second ranks the wish to experience pride, followed by the emotions fear, sadness and anger.



III. 23: TV characters and emotions by country (n > 300) – agreement

Boys want to see anger

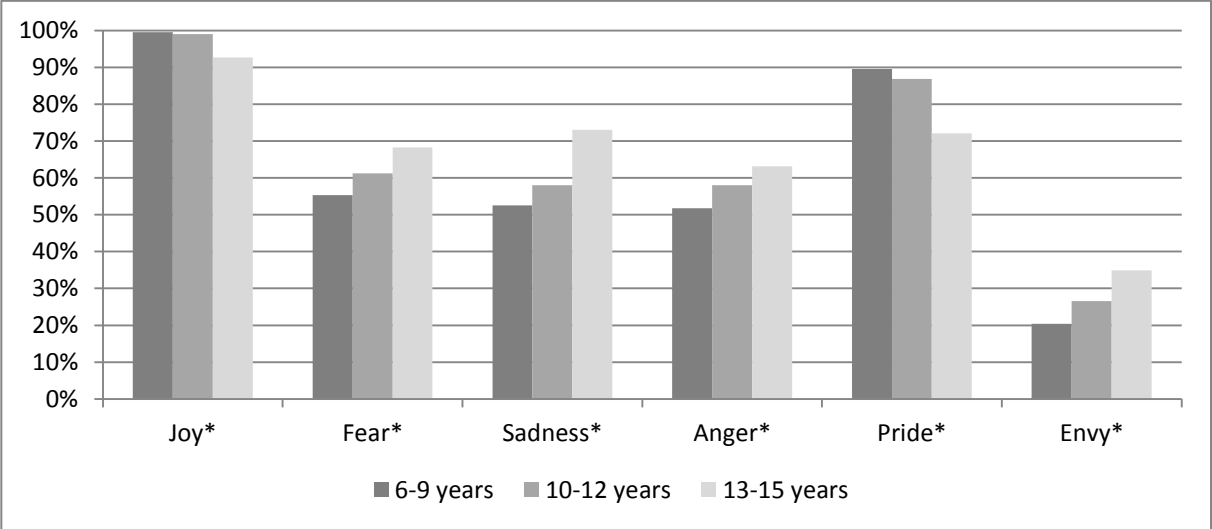
The gender comparison reveals that girls prefer the depiction of sadness and pride by the characters in their favorite TV shows whereas boys like to see anger.



III. 24: TV characters and emotions by gender – agreement

Older children want TV characters to show more emotions

The comparison of different age groups reveals that with advancing age the children wish to see TV characters who show their emotions openly. Only the depiction of joy and pride is preferred by the younger respondents



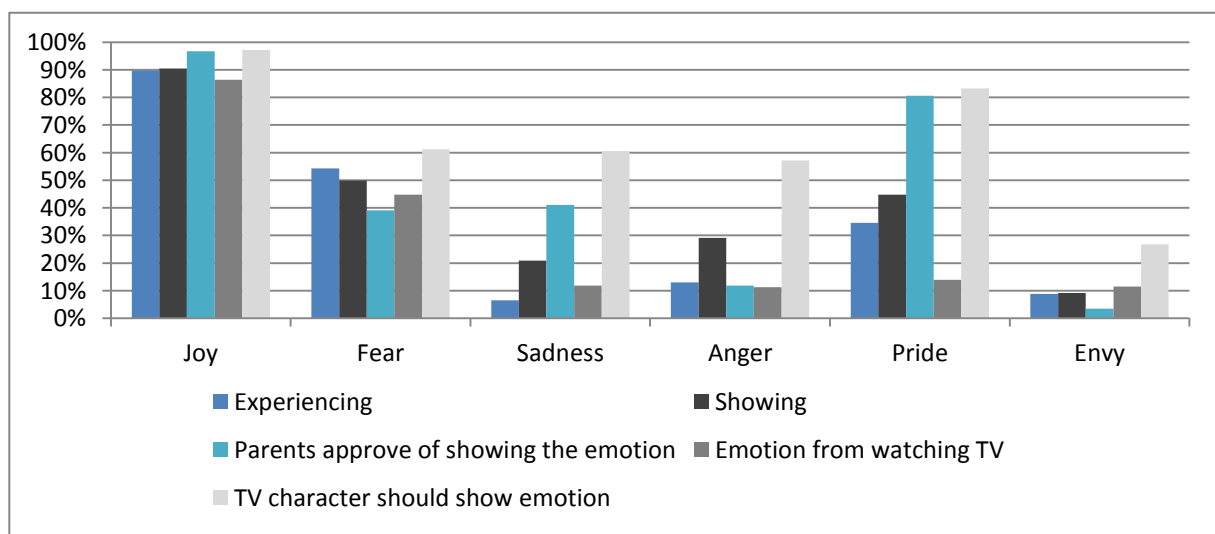
III. 25: TV characters and emotions by age – agreement

3. Summary

5,190 children and preteens from 17 countries were surveyed with the aim of getting a better understanding of how emotions are experienced and shown in everyday life and while watching TV. The focus was on the emotions joy, fear, anger, sadness, pride and envy. The German sample comprised 1,016 questionnaires with boys and girls evenly distributed.

The results showed that joy is the emotion most frequently experienced by German children and preteens. This emotion is also among the emotions most frequently experienced by the respondents from other countries. Fear is the second most frequent emotion felt by children in Germany. However, by comparison, German children and preteens experienced feelings of fear less often than children from other countries. The country comparison also revealed that German children are emotionally reserved exceptionally seldom sad, angry or envious. Beyond that, they were hardly proud of themselves. However, in their own self-assessment they demonstrate these emotions clearly when they experience it. With respect to the expression of emotions, the German sample also demonstrated that girls have a higher willingness than boys to show joy, fear or sadness.

For German children and preteens, TV is related to a feeling of joy. Yet they also experience that TV can cause fear. Two out of ten children from Germany can refer to a nightmare caused by a TV event. In addition, German participants wish that their TV characters would show more emotions than they themselves experience or express. By tendency, this wish increases with advancing age.



III. 26: Overview of „Having and Showing Emotions“ – Germany

Befragung zum Erleben und Zeigen von Emotionen

Im Folgenden werden wir dir Fragen zu bestimmten Gefühlen und auch zum Fernsehen stellen. Bitte überlege dir jetzt genau, wie oft du bestimmte Gefühle erlebst. Ganz egal ob in der Schule oder Zuhause, im Umgang mit deinen Eltern oder Freunden, wichtig ist nur, dass du jetzt ganz ehrlich bist.

Zuerst aber zu dir: Ich bin ein Mädchen Junge und _____ Jahre alt.

Freude

Wenn du darüber nachdenkst, wie häufig warst du in den letzten 7 Tagen so richtig fröhlich?

überhaupt nicht	eher selten	eher häufig	ständig
<input type="radio"/>	<input type="radio"/>	<input type="radio"/>	<input type="radio"/>

Wie sehr hast du Anderen gezeigt, dass du so richtig fröhlich bist?

überhaupt nicht	kaum	ein bisschen	sehr
<input type="radio"/>	<input type="radio"/>	<input type="radio"/>	<input type="radio"/>

Wie finden es deine Eltern, dass du zeigst, wenn du so richtig fröhlich bist?

überhaupt nicht gut	eher nicht so gut	eher gut	sehr gut
<input type="radio"/>	<input type="radio"/>	<input type="radio"/>	<input type="radio"/>

Wenn du weiter an die letzten 7 Tage denkst: Hast du da mal richtig laut gelacht?

überhaupt nicht	kaum	ein bisschen	sehr
<input type="radio"/>	<input type="radio"/>	<input type="radio"/>	<input type="radio"/>

Wirst du manchmal so richtig fröhlich bei dem, was du im Fernsehen siehst?

überhaupt nicht	eher nicht	eher	sehr
<input type="radio"/>	<input type="radio"/>	<input type="radio"/>	<input type="radio"/>

Angst

Wenn du darüber nachdenkst, wie häufig hattest du in den letzten 7 Tagen Angst?

überhaupt nicht	eher selten	eher häufig	ständig
<input type="radio"/>	<input type="radio"/>	<input type="radio"/>	<input type="radio"/>

Wie sehr hast du anderen gezeigt, dass du Angst hast?

überhaupt nicht	kaum	ein bisschen	sehr
<input type="radio"/>	<input type="radio"/>	<input type="radio"/>	<input type="radio"/>

Wie finden es deine Eltern, dass du zeigst, wenn du Angst hast?

überhaupt nicht gut	eher nicht so gut	eher gut	sehr gut
<input type="radio"/>	<input type="radio"/>	<input type="radio"/>	<input type="radio"/>

Hast du manchmal Angst beim Fernsehschauen?

überhaupt nicht	eher nicht	eher	sehr
<input type="radio"/>	<input type="radio"/>	<input type="radio"/>	<input type="radio"/>

Bei welcher Sendung oder welchem Film hast Du mal besonders Angst bekommen?

Titel: _____

Hast du manchmal Alpträume von dem, was du im Fernsehen gesehen hast?

Ja Nein

Traurigkeit

Wenn du darüber nachdenkst, wie häufig warst du in den letzten 7 Tagen so richtig traurig?

überhaupt nicht	eher selten	eher häufig	ständig
<input type="radio"/>	<input type="radio"/>	<input type="radio"/>	<input type="radio"/>

Wie sehr hast du Anderen gezeigt, dass du so richtig traurig bist?

überhaupt nicht	kaum	ein bisschen	sehr
<input type="radio"/>	<input type="radio"/>	<input type="radio"/>	<input type="radio"/>

Wie finden es deine Eltern, dass du zeigst, wenn du so richtig traurig bist?

überhaupt nicht gut	eher nicht so gut	eher gut	sehr gut
<input type="radio"/>	<input type="radio"/>	<input type="radio"/>	<input type="radio"/>

Hast du in den letzten 7 Tagen auch mal geweint?

überhaupt nicht	kaum	ein bisschen	sehr
<input type="radio"/>	<input type="radio"/>	<input type="radio"/>	<input type="radio"/>

Wieso hast du geweint? Aus... Schmerz Wut Trauer Freude Angst

Wirst du manchmal so richtig traurig bei dem, was du im Fernsehen siehst?

überhaupt nicht	eher nicht	eher	sehr
<input type="radio"/>	<input type="radio"/>	<input type="radio"/>	<input type="radio"/>

Wut

Wenn du darüber nachdenkst, wie häufig warst du in den letzten 7 Tagen so richtig wütend?

überhaupt nicht	eher selten	eher häufig	ständig
<input type="radio"/>	<input type="radio"/>	<input type="radio"/>	<input type="radio"/>

Wie sehr hast du Anderen gezeigt, dass du so richtig wütend bist?

überhaupt nicht	kaum	ein bisschen	sehr
<input type="radio"/>	<input type="radio"/>	<input type="radio"/>	<input type="radio"/>

Wie finden es deine Eltern, dass du zeigst, wenn du so richtig wütend bist?

überhaupt nicht gut	eher nicht so gut	eher gut	sehr gut
<input type="radio"/>	<input type="radio"/>	<input type="radio"/>	<input type="radio"/>

Wirst du manchmal so richtig wütend über das, was du im Fernsehen siehst?

überhaupt nicht	eher nicht	eher	sehr
<input type="radio"/>	<input type="radio"/>	<input type="radio"/>	<input type="radio"/>

Stolz

Wenn du darüber nachdenkst, wie häufig warst du in den letzten 7 Tagen so richtig stolz auf dich?

überhaupt nicht	eher selten	eher häufig	ständig
<input type="radio"/>	<input type="radio"/>	<input type="radio"/>	<input type="radio"/>

Wie sehr hast du Anderen gezeigt, dass du so richtig stolz auf dich bist?

überhaupt nicht	kaum	ein bisschen	sehr
<input type="radio"/>	<input type="radio"/>	<input type="radio"/>	<input type="radio"/>

Wie finden es deine Eltern, dass du zeigst, wenn du so richtig stolz auf dich bist?

überhaupt nicht gut	eher nicht so gut	eher gut	sehr gut
<input type="radio"/>	<input type="radio"/>	<input type="radio"/>	<input type="radio"/>

Wirst du manchmal so richtig stolz auf dich bei dem, was du im Fernsehen siehst?

überhaupt nicht	eher nicht	eher	sehr
<input type="radio"/>	<input type="radio"/>	<input type="radio"/>	<input type="radio"/>

Worauf warst du denn stolz?

Ich war stolz auf _____

Neid

Wenn du darüber nachdenkst, wie häufig warst du in den letzten 7 Tagen so richtig neidisch auf andere?

überhaupt nicht	eher selten	eher häufig	ständig
<input type="radio"/>	<input type="radio"/>	<input type="radio"/>	<input type="radio"/>

Wie sehr hast du Anderen gezeigt, dass du so richtig neidisch auf andere bist?

überhaupt nicht	kaum	ein bisschen	sehr
<input type="radio"/>	<input type="radio"/>	<input type="radio"/>	<input type="radio"/>

Wie finden es deine Eltern, dass du zeigst, wenn du so richtig neidisch auf andere bist?

überhaupt nicht gut	eher nicht so gut	eher gut	sehr gut
<input type="radio"/>	<input type="radio"/>	<input type="radio"/>	<input type="radio"/>

Wirst du manchmal so richtig neidisch auf andere bei dem, was du im Fernsehen siehst?

überhaupt nicht	eher nicht	eher	sehr
<input type="radio"/>	<input type="radio"/>	<input type="radio"/>	<input type="radio"/>

Worauf warst du denn neidisch?

Ich war neidisch auf _____

Jetzt wollen wir noch ein paar Dinge über dich und dein Fernsehverhalten wissen.

Wie oft schaust du Fernsehen?

täglich	mehrmals die Woche	einmal die Woche	selten	überhaupt nicht
<input type="radio"/>	<input type="radio"/>	<input type="radio"/>	<input type="radio"/>	<input type="radio"/>

Wie viele Stunden am Tag schaust du etwa Fernsehen?

mehr als 4 Std.	2 bis 4 Std.	1 bis 2 Std.	weniger als 1 Std.	überhaupt nicht
<input type="radio"/>	<input type="radio"/>	<input type="radio"/>	<input type="radio"/>	<input type="radio"/>

Denk jetzt mal an deine Lieblingssendungen und auch alle Sendungen, die du sonst siehst.

Wie findest du es, wenn die Figuren da ehrlich zeigen, dass sie so richtig fröhlich sind?

gar nicht gut	eher nicht gut	eher gut	sehr gut
<input type="radio"/>	<input type="radio"/>	<input type="radio"/>	<input type="radio"/>

Wie findest du es, wenn die Figuren da ehrlich zeigen, dass sie Angst haben?

gar nicht gut	eher nicht gut	eher gut	sehr gut
<input type="radio"/>	<input type="radio"/>	<input type="radio"/>	<input type="radio"/>

Wie findest du es, wenn die Figuren da ehrlich zeigen, dass sie so richtig traurig sind?

gar nicht gut	eher nicht gut	eher gut	sehr gut
<input type="radio"/>	<input type="radio"/>	<input type="radio"/>	<input type="radio"/>

Wie findest du es, wenn die Figuren da ehrlich zeigen, dass sie so richtig wütend sind?

gar nicht gut	eher nicht gut	eher gut	sehr gut
<input type="radio"/>	<input type="radio"/>	<input type="radio"/>	<input type="radio"/>

Wie findest du es, wenn die Figuren da ehrlich zeigen, dass sie so richtig stolz auf sich sind?

gar nicht gut	eher nicht gut	eher gut	sehr gut
<input type="radio"/>	<input type="radio"/>	<input type="radio"/>	<input type="radio"/>

Wie findest du es, wenn die Figuren da ehrlich zeigen, dass sie so richtig neidisch auf andere sind?

gar nicht gut	eher nicht gut	eher gut	sehr gut
<input type="radio"/>	<input type="radio"/>	<input type="radio"/>	<input type="radio"/>

Vielen Dank fürs Mitmachen!!! 😊